



RPM TIMING BELTS:

RACING PERFORMANCE MUSCLE



THE ULTIMATE IN STRENGTH & PERFORMANCE

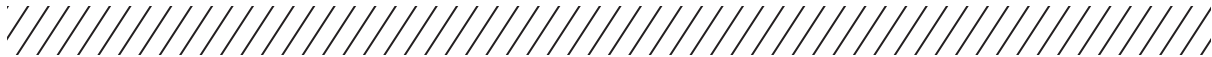
PRECISION ENGINEERED FOR SUPERCHARGED ENGINES

Crafted with tough aramid cord that's five times stronger than steel, there's no other belt built to take the punishment that forced induction and high-output engines dish out.

High RPM. Rapid acceleration. Ensure optimum boost with Gates RPM Timing Belts.

BY REFERENCE

RPM TIMING BELTS



T334RB

Article	Make	Model	Fuel	Stroke	Year From	Year Till	# Teeth	TW (mm)	Pitch (mm)	Length (mm)	Gates Crosslist
T334RB											
T334RB	AUDI	A1 Quattro	Petrol	2.0	2012	2012	148	23	8	1184	5604XS
T334RB	AUDI	A3	Petrol	2.0	2003	2008	148	23	8	1184	5604XS
T334RB	AUDI	A3	Petrol	2.0	2004	2012	148	23	8	1184	5604XS
T334RB	AUDI	A3 Quattro	Petrol	2.0	2004	2012	148	23	8	1184	5604XS
T334RB	AUDI	A3 Sportback	Petrol	2.0	2004	2008	148	23	8	1184	5604XS
T334RB	AUDI	A3 Sportback	Petrol	2.0	2004	2013	148	23	8	1184	5604XS
T334RB	AUDI	A3 Sportback Quattro	Petrol	2.0	2004	2013	148	23	8	1184	5604XS
T334RB	AUDI	S3 Quattro	Petrol	2.0	2006	2012	148	23	8	1184	5604XS
T334RB	AUDI	S3 Quattro	Petrol	2.0	2007	2012	148	23	8	1184	5604XS
T334RB	AUDI	S3 Sportback Quattro	Petrol	2.0	2008	2013	148	23	8	1184	5604XS
T334RB	AUDI	S3 Sportback Quattro	Petrol	2.0	2008	2013	148	23	8	1184	5604XS
T334RB	AUDI	A4	Petrol	2.0	2002	2004	148	23	8	1184	5604XS
T334RB	AUDI	A4	Petrol	2.0	2002	2004	148	23	8	1184	5604XS
T334RB	AUDI	A4	Petrol	2.0	2004	2007	148	23	8	1184	5604XS
T334RB	AUDI	A4	Petrol	2.0	2004	2008	148	23	8	1184	5604XS
T334RB	AUDI	A4	Petrol	2.0	2005	2007	148	23	8	1184	5604XS
T334RB	AUDI	A4	Petrol	2.0	2006	2008	148	23	8	1184	5604XS
T334RB	AUDI	A4	Petrol	2.0	2006	2008	148	23	8	1184	5604XS
T334RB	AUDI	A4	Petrol	2.0	2006	2008	148	23	8	1184	5604XS
T334RB	AUDI	A4 Cabrio	Petrol	2.0	2006	2009	148	23	8	1184	5604XS
T334RB	AUDI	A4 Quattro	Petrol	2.0	2004	2008	148	23	8	1184	5604XS
T334RB	AUDI	A4 Quattro	Petrol	2.0	2004	2008	148	23	8	1184	5604XS
T334RB	AUDI	A4 Quattro	Petrol	2.0	2005	2008	148	23	8	1184	5604XS
T334RB	AUDI	A4 Quattro	Petrol	2.0	2006	2008	148	23	8	1184	5604XS
T334RB	AUDI	A6	Petrol	2.0	2005	2011	148	23	8	1184	5604XS
T334RB	AUDI	A6	Petrol	2.0	2005	2011	148	23	8	1184	5604XS
T334RB	AUDI	TT	Petrol	2.0	2006	2010	148	23	8	1184	5604XS
T334RB	AUDI	TT	Petrol	2.0	2007	2010	148	23	8	1184	5604XS
T334RB	AUDI	TTS Quattro	Petrol	2.0	2008	2014	148	23	8	1184	5604XS
T334RB	AUDI	TTS Quattro	Petrol	2.0	2008	2014	148	23	8	1184	5604XS
T334RB	AUDI	TTS Quattro	Petrol	2.0	2008	2014	148	23	8	1184	5604XS
T334RB	AUDI	TTS Quattro	Petrol	2.0	2008	2014	148	23	8	1184	5604XS
T334RB	SEAT	Altea	Petrol	2.0	2004	2009	148	23	8	1184	5604XS
T334RB	SEAT	Altea	Petrol	2.0	2006	2009	148	23	8	1184	5604XS
T334RB	SEAT	Altea Freetrack	Petrol	2.0	2007	2009	148	23	8	1184	5604XS
T334RB	SEAT	Altea Freetrack	Petrol	2.0	2007	2009	148	23	8	1184	5604XS
T334RB	SEAT	Altea XL	Petrol	2.0	2006	2009	148	23	8	1184	5604XS
T334RB	SEAT	Altea XL	Petrol	2.0	2006	2009	148	23	8	1184	5604XS
T334RB	SEAT	Altea XL	Petrol	2.0	2007	2009	148	23	8	1184	5604XS
T334RB	SEAT	Exeo	Petrol	2.0	2009	2013	148	23	8	1184	5604XS
T334RB	SEAT	Exeo ST	Petrol	2.0	2009	2013	148	23	8	1184	5604XS
T334RB	SEAT	Leon	Petrol	2.0	2005	2009	148	23	8	1184	5604XS
T334RB	SEAT	Leon	Petrol	2.0	2005	2010	148	23	8	1184	5604XS
T334RB	SEAT	Leon	Petrol	2.0	2005	2006	148	23	8	1184	5604XS
T334RB	SEAT	Leon	Petrol	2.0	2006	2011	148	23	8	1184	5604XS
T334RB	SEAT	Leon	Petrol	2.0	2009	2013	148	23	8	1184	5604XS
T334RB	SEAT	Toledo	Petrol	2.0	2004	2009	148	23	8	1184	5604XS
T334RB	SEAT	Toledo	Petrol	2.0	2005	2009	148	23	8	1184	5604XS
T334RB	SKODA	Octavia	Petrol	2.0	2004	2008	148	23	8	1184	5604XS
T334RB	SKODA	Octavia	Petrol	2.0	2004	2008	148	23	8	1184	5604XS
T334RB	SKODA	Octavia	Petrol	2.0	2004	2008	148	23	8	1184	5604XS
T334RB	SKODA	Octavia	Petrol	2.0	2005	2013	148	23	8	1184	5604XS
T334RB	SKODA	Octavia	Petrol	2.0	2005	2013	148	23	8	1184	5604XS
T334RB	SKODA	Octavia Scout	Petrol	2.0	2004	2009	148	23	8	1184	5604XS
T334RB	VW	Eos	Petrol	2.0	2006	2008	148	23	8	1184	5604XS
T334RB	VW	Eos	Petrol	2.0	2006	2015	148	23	8	1184	5604XS
T334RB	VW	Golf	Petrol	2.0	2003	2008	148	23	8	1184	5604XS
T334RB	VW	Golf	Petrol	2.0	2004	2009	148	23	8	1184	5604XS
T334RB	VW	Golf	Petrol	2.0	2005	2008	148	23	8	1184	5604XS
T334RB	VW	Golf	Petrol	2.0	2006	2008	148	23	8	1184	5604XS

BY REFERENCE

RPM TIMING BELTS



Article	Make	Model	Fuel	Stroke	Year From	Year Till	# Teeth	TW (mm)	Pitch (mm)	Length (mm)	Gates Crosslist
T334RB	VW	Golf	Petrol	2.0	2009	2011	148	23	8	1184	5604XS
T334RB	VW	Golf	Petrol	2.0	2009	2012	148	23	8	1184	5604XS
T334RB	VW	Golf	Petrol	2.0	2009	2012	148	23	8	1184	5604XS
T334RB	VW	Golf	Petrol	2.0	2009	2012	148	23	8	1184	5604XS
T334RB	VW	Golf	Petrol	2.0	2011	2012	148	23	8	1184	5604XS
T334RB	VW	Golf Cabrio	Petrol	2.0	2013	2016	148	23	8	1184	5604XS
T334RB	VW	Golf Estate/Variant	Petrol	2.0	2007	2009	148	23	8	1184	5604XS
T334RB	VW	Golf Plus	Petrol	2.0	2004	2008	148	23	8	1184	5604XS
T334RB	VW	Jetta	Petrol	2.0	2005	2008	148	23	8	1184	5604XS
T334RB	VW	Jetta	Petrol	2.0	2005	2010	148	23	8	1184	5604XS
T334RB	VW	Passat	Petrol	2.0	2005	2010	148	23	8	1184	5604XS
T334RB	VW	Passat	Petrol	2.0	2005	2010	148	23	8	1184	5604XS
T334RB	VW	Passat	Petrol	2.0	2005	2010	148	23	8	1184	5604XS
T334RB	VW	Passat Estate/Variant	Petrol	2.0	2005	2010	148	23	8	1184	5604XS
T334RB	VW	Passat Estate/Variant	Petrol	2.0	2005	2010	148	23	8	1184	5604XS
T334RB	VW	Passat Estate/Variant	Petrol	2.0	2005	2010	148	23	8	1184	5604XS
T334RB	VW	Polo	Petrol	2.0	2013	2014	148	23	8	1184	5604XS
T334RB	VW	Scirocco	Petrol	2.0	2009	2014	148	23	8	1184	5604XS
T334RB	VW	Scirocco	Petrol	2.0	2009	2017	148	23	8	1184	5604XS
T334RB	VW	Scirocco	Petrol	2.0	2014	2017	148	23	8	1184	5604XS
T334RB	VW	Touran	Petrol	2.0	2003	2006	148	23	8	1184	5604XS
T334RB	VW	Touran	Petrol	2.0	2004	2007	148	23	8	1184	5604XS
T332RB											
T332RB	MITSUBISHI	Airtrek	Petrol	2.4	2003	2006	122	20	9,525	1162	5609XS
T332RB	MITSUBISHI	Airtrek	Petrol	2.4	2003	2006	122	20	9,525	1162	5609XS
T332RB	MITSUBISHI	Airtrek	Petrol	2.4	2003	2006	122	20	9,525	1162	5609XS
T332RB	MITSUBISHI	Airtrek	Petrol	2.4	2003	2006	122	20	9,525	1162	5609XS
T332RB	MITSUBISHI	Eclipse	Petrol	2.4	2005	2012	122	20	9,525	1162	5609XS
T332RB	MITSUBISHI	Eclipse	Petrol	2.4	2007	2012	122	20	9,525	1162	5609XS
T332RB	MITSUBISHI	Galant	Petrol	2.4	2003	2011	122	20	9,525	1162	5609XS
T332RB	MITSUBISHI	Galant	Petrol	2.4	2003	2012	122	20	9,525	1162	5609XS
T332RB	MITSUBISHI	Galant	Petrol	2.4	2003	2013	122	20	9,525	1162	5609XS
T332RB	MITSUBISHI	Galant	Petrol	2.4	2004	2012	122	20	9,525	1162	5609XS
T332RB	MITSUBISHI	Grandis	Petrol	2.4	2003	2011	122	20	9,525	1162	5609XS
T332RB	MITSUBISHI	Grandis	Petrol	2.4	2004	2011	122	20	9,525	1162	5609XS
T332RB	MITSUBISHI	Outlander	Petrol	2.4	2003	2006	122	20	9,525	1162	5609XS
T332RB	MITSUBISHI	Outlander	Petrol	2.4	2003	2010	122	20	9,525	1162	5609XS
T332RB	MITSUBISHI	Outlander	Petrol	2.4	2003	2007	122	20	9,525	1162	5609XS
T332RB	MITSUBISHI	Outlander	Petrol	2.4	2005	2006	122	20	9,525	1162	5609XS
T332RB	MITSUBISHI	Outlander Sport	Petrol	2.4	2006		122	20	9,525	1162	5609XS
T332RB	MITSUBISHI	Space Wagon	Petrol	2.4	2004	2013	122	20	9,525	1162	5609XS
T331RB											
T331RB	FORD	Focus	Petrol	2.5	2005	2012	142	23	9,525	1353	5509XS
T331RB	FORD	Focus	Petrol	2.5	2009	2011	142	23	9,525	1353	5509XS
T331RB	FORD	Focus	Petrol	2.5	2010	2011	142	23	9,525	1353	5509XS
T331RB	FORD	Kuga	Petrol	2.5	2008	2012	142	23	9,525	1353	5509XS
T331RB	FORD	Kuga	Petrol	2.5	2008	2012	142	23	9,525	1353	5509XS
T331RB	FORD	Kuga	Petrol	2.5	2009	2012	142	23	9,525	1353	5509XS
T331RB	FORD	Mondeo	Petrol	2.5	2007	2014	142	23	9,525	1353	5509XS
T331RB	FORD	Mondeo	Petrol	2.5	2007	2014	142	23	9,525	1353	5509XS
T331RB	FORD	Mondeo Estate/Wagon	Petrol	2.5	2007	2012	142	23	9,525	1353	5509XS
T331RB	FORD	S-Max	Petrol	2.5	2006	2014	142	23	9,525	1353	5509XS
T331RB	RENAULT	Laguna	Petrol	2.0	1995	2001	142	23	9,525	1353	5509XS
T331RB	RENAULT	Laguna	Petrol	2.0	1995	2001	142	23	9,525	1353	5509XS
T331RB	RENAULT	Laguna Estate/Break	Petrol	2.0	1995	2001	142	23	9,525	1353	5509XS
T331RB	RENAULT	Safrane	Petrol	2.0	1996	2000	142	23	9,525	1353	5509XS
T331RB	RENAULT	Safrane	Petrol	2.5	1996	2000	142	23	9,525	1353	5509XS
T331RB	VOLVO	C30	Petrol	2.4	2006	2010	142	23	9,525	1353	5509XS
T331RB	VOLVO	C30	Petrol	2.5	2006	2007	142	23	9,525	1353	5509XS
T331RB	VOLVO	C30	Petrol	2.5	2007	2013	142	23	9,525	1353	5509XS
T331RB	VOLVO	C30	Petrol	2.5	2012	2013	142	23	9,525	1353	5509XS


T334RB

T332RB

T331RB

BY REFERENCE

RPM TIMING BELTS

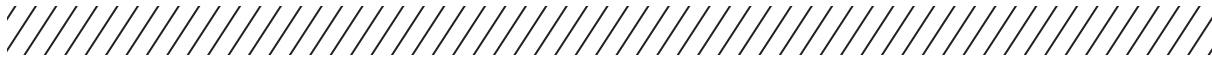


T331RB

Article	Make	Model	Fuel	Stroke	Year From	Year Till	# Teeth	TW (mm)	Pitch (mm)	Length (mm)	Gates Crosslist
T331RB	VOLVO	C70	Petrol	2.0	1997	2000	142	23	9,525	1353	5509XS
T331RB	VOLVO	C70	Petrol	2.0	1998	1998	142	23	9,525	1353	5509XS
T331RB	VOLVO	C70	Petrol	2.0	1998	1998	142	23	9,525	1353	5509XS
T331RB	VOLVO	C70	Petrol	2.0	1998	2000	142	23	9,525	1353	5509XS
T331RB	VOLVO	C70	Petrol	2.0	1999	2002	142	23	9,525	1353	5509XS
T331RB	VOLVO	C70	Petrol	2.0	1999	2005	142	23	9,525	1353	5509XS
T331RB	VOLVO	C70	Petrol	2.3	1997	2002	142	23	9,525	1353	5509XS
T331RB	VOLVO	C70	Petrol	2.3	1998	2005	142	23	9,525	1353	5509XS
T331RB	VOLVO	C70	Petrol	2.3	2002	2005	142	23	9,525	1353	5509XS
T331RB	VOLVO	C70	Petrol	2.4	1997	2002	142	23	9,525	1353	5509XS
T331RB	VOLVO	C70	Petrol	2.4	1998	2005	142	23	9,525	1353	5509XS
T331RB	VOLVO	C70	Petrol	2.4	1998	1999	142	23	9,525	1353	5509XS
T331RB	VOLVO	C70	Petrol	2.4	1999	2000	142	23	9,525	1353	5509XS
T331RB	VOLVO	C70	Petrol	2.4	1999	2005	142	23	9,525	1353	5509XS
T331RB	VOLVO	C70	Petrol	2.4	1999	2000	142	23	9,525	1353	5509XS
T331RB	VOLVO	C70	Petrol	2.4	2005	2010	142	23	9,525	1353	5509XS
T331RB	VOLVO	C70	Petrol	2.4	2005	2013	142	23	9,525	1353	5509XS
T331RB	VOLVO	C70	Petrol	2.5	2005	2007	142	23	9,525	1353	5509XS
T331RB	VOLVO	C70	Petrol	2.5	2007	2013	142	23	9,525	1353	5509XS
T331RB	VOLVO	S40	Petrol	1.6	1995	1999	142	23	9,525	1353	5509XS
T331RB	VOLVO	S40	Petrol	1.6	1999	2003	142	23	9,525	1353	5509XS
T331RB	VOLVO	S40	Petrol	1.8	1995	1999	142	23	9,525	1353	5509XS
T331RB	VOLVO	S40	Petrol	1.8	1995	1999	142	23	9,525	1353	5509XS
T331RB	VOLVO	S40	Petrol	1.8	1998	2003	142	23	9,525	1353	5509XS
T331RB	VOLVO	S40	Petrol	1.8	1999	2003	142	23	9,525	1353	5509XS
T331RB	VOLVO	S40	Petrol	1.9	1997	2000	142	23	9,525	1353	5509XS
T331RB	VOLVO	S40	Petrol	1.9	1997	2000	142	23	9,525	1353	5509XS
T331RB	VOLVO	S40	Petrol	2.0	1995	1999	142	23	9,525	1353	5509XS
T331RB	VOLVO	S40	Petrol	2.0	1995	2003	142	23	9,525	1353	5509XS
T331RB	VOLVO	S40	Petrol	2.0	1995	2003	142	23	9,525	1353	5509XS
T331RB	VOLVO	S40	Petrol	2.0	1997	2003	142	23	9,525	1353	5509XS
T331RB	VOLVO	S40	Petrol	2.0	1999	2001	142	23	9,525	1353	5509XS
T331RB	VOLVO	S40	Petrol	2.0	2000	2003	142	23	9,525	1353	5509XS
T331RB	VOLVO	S40	Petrol	2.0	2001	2004	142	23	9,525	1353	5509XS
T331RB	VOLVO	S40	Petrol	2.4	2003	2010	142	23	9,525	1353	5509XS
T331RB	VOLVO	S40	Petrol	2.4	2003	2010	142	23	9,525	1353	5509XS
T331RB	VOLVO	S40	Petrol	2.5	2003	2008	142	23	9,525	1353	5509XS
T331RB	VOLVO	S40	Petrol	2.5	2004	2008	142	23	9,525	1353	5509XS
T331RB	VOLVO	S40	Petrol	2.5	2007	2012	142	23	9,525	1353	5509XS
T331RB	VOLVO	S40	Petrol	2.5	2007	2012	142	23	9,525	1353	5509XS
T331RB	VOLVO	S40	LPG (with or without Petrol)	1.8	2000	2004	142	23	9,525	1353	5509XS
T331RB	VOLVO	S60	Petrol	2.0	2000	2010	142	23	9,525	1353	5509XS
T331RB	VOLVO	S60	Petrol	2.0	2013	2015	142	23	9,525	1353	5509XS
T331RB	VOLVO	S60	Petrol	2.0	2013	2015	142	23	9,525	1353	5509XS
T331RB	VOLVO	S60	Petrol	2.3	2000	2004	142	23	9,525	1353	5509XS
T331RB	VOLVO	S60	Petrol	2.3	2000	2010	142	23	9,525	1353	5509XS
T331RB	VOLVO	S60	Petrol	2.4	2000	2010	142	23	9,525	1353	5509XS
T331RB	VOLVO	S60	Petrol	2.4	2000	2010	142	23	9,525	1353	5509XS
T331RB	VOLVO	S60	Petrol	2.4	2000	2010	142	23	9,525	1353	5509XS
T331RB	VOLVO	S60	Petrol	2.4	2001	2010	142	23	9,525	1353	5509XS
T331RB	VOLVO	S60	Petrol	2.4	2004	2010	142	23	9,525	1353	5509XS
T331RB	VOLVO	S60	Petrol	2.4	2005	2006	142	23	9,525	1353	5509XS
T331RB	VOLVO	S60	Petrol	2.5	2002	2010	142	23	9,525	1353	5509XS
T331RB	VOLVO	S60	Petrol	2.5	2002	2010	142	23	9,525	1353	5509XS
T331RB	VOLVO	S60	Petrol	2.5	2003	2007	142	23	9,525	1353	5509XS
T331RB	VOLVO	S60	Petrol	2.5	2011	2015	142	23	9,525	1353	5509XS
T331RB	VOLVO	S60	CNG (with or without Petrol)	2.4	2001	2010	142	23	9,525	1353	5509XS
T331RB	VOLVO	S60	LPG (with or without Petrol)	2.4	2001	2009	142	23	9,525	1353	5509XS
T331RB	VOLVO	S60 Cross Country	Petrol	2.5	2015	2018	142	23	9,525	1353	5509XS
T331RB	VOLVO	S60 Cross Country	Petrol	2.5	2015	2018	142	23	9,525	1353	5509XS
T331RB	VOLVO	S70	Petrol	2.0	1996	1998	142	23	9,525	1353	5509XS

BY REFERENCE

RPM TIMING BELTS




Article	Make	Model	Fuel	Stroke	Year From	Year Till	# Teeth	TW (mm)	Pitch (mm)	Length (mm)	Gates Crosslist
T331RB	VOLVO	S70	Petrol	2.0	1996	1998	142	23	9,525	1353	5509XS
T331RB	VOLVO	S70	Petrol	2.0	1996	2000	142	23	9,525	1353	5509XS
T331RB	VOLVO	S70	Petrol	2.0	1997	2000	142	23	9,525	1353	5509XS
T331RB	VOLVO	S70	Petrol	2.0	1998	2000	142	23	9,525	1353	5509XS
T331RB	VOLVO	S70	Petrol	2.3	1996	1998	142	23	9,525	1353	5509XS
T331RB	VOLVO	S70	Petrol	2.3	1996	2000	142	23	9,525	1353	5509XS
T331RB	VOLVO	S70	Petrol	2.3	1997	2000	142	23	9,525	1353	5509XS
T331RB	VOLVO	S70	Petrol	2.3	1997	2000	142	23	9,525	1353	5509XS
T331RB	VOLVO	S70	Petrol	2.3	1998	2000	142	23	9,525	1353	5509XS
T331RB	VOLVO	S70	Petrol	2.4	1996	1999	142	23	9,525	1353	5509XS
T331RB	VOLVO	S70	Petrol	2.4	1996	2000	142	23	9,525	1353	5509XS
T331RB	VOLVO	S70	Petrol	2.4	1996	2000	142	23	9,525	1353	5509XS
T331RB	VOLVO	S70	Petrol	2.4	1996	2000	142	23	9,525	1353	5509XS
T331RB	VOLVO	S70	Petrol	2.4	1996	2000	142	23	9,525	1353	5509XS
T331RB	VOLVO	S70	Petrol	2.4	1998	1999	142	23	9,525	1353	5509XS
T331RB	VOLVO	S70	Petrol	2.4	1998	1999	142	23	9,525	1353	5509XS
T331RB	VOLVO	S70	Petrol	2.4	1999	2000	142	23	9,525	1353	5509XS
T331RB	VOLVO	S70	Petrol	2.4	1999	2000	142	23	9,525	1353	5509XS
T331RB	VOLVO	S70	Petrol	2.4	1999	2000	142	23	9,525	1353	5509XS
T331RB	VOLVO	S70	CNG (with or without Petrol)	2.4	1999	2000	142	23	9,525	1353	5509XS
T331RB	VOLVO	S70	LPG (with or without Petrol)	2.4	1999	2000	142	23	9,525	1353	5509XS
T331RB	VOLVO	S80	Petrol	2.0	1998	2000	142	23	9,525	1353	5509XS
T331RB	VOLVO	S80	Petrol	2.0	1998	2001	142	23	9,525	1353	5509XS
T331RB	VOLVO	S80	Petrol	2.0	1999	2005	142	23	9,525	1353	5509XS
T331RB	VOLVO	S80	Petrol	2.3	2000	2005	142	23	9,525	1353	5509XS
T331RB	VOLVO	S80	Petrol	2.4	1998	2006	142	23	9,525	1353	5509XS
T331RB	VOLVO	S80	Petrol	2.4	1998	2006	142	23	9,525	1353	5509XS
T331RB	VOLVO	S80	Petrol	2.4	1999	2003	142	23	9,525	1353	5509XS
T331RB	VOLVO	S80	Petrol	2.4	2000	2003	142	23	9,525	1353	5509XS
T331RB	VOLVO	S80	Petrol	2.5	2002	2006	142	23	9,525	1353	5509XS
T331RB	VOLVO	S80	Petrol	2.5	2003	2006	142	23	9,525	1353	5509XS
T331RB	VOLVO	S80	Petrol	2.5	2006	2009	142	23	9,525	1353	5509XS
T331RB	VOLVO	S80	Petrol	2.5	2010	2012	142	23	9,525	1353	5509XS
T331RB	VOLVO	S80	Petrol	2.5	2012	2016	142	23	9,525	1353	5509XS
T331RB	VOLVO	S80	Petrol	2.5	2013	2016	142	23	9,525	1353	5509XS
T331RB	VOLVO	S80	CNG (with or without Petrol)	2.4	2001	2006	142	23	9,525	1353	5509XS
T331RB	VOLVO	S80	LPG (with or without Petrol)	2.4	2001	2006	142	23	9,525	1353	5509XS
T331RB	VOLVO	S80	Bio (ethanol) petrol or Methanol	2.5	2008	2012	142	23	9,525	1353	5509XS
T331RB	VOLVO	S80	Bio (ethanol) petrol or Methanol	2.5	2010	2011	142	23	9,525	1353	5509XS
T331RB	VOLVO	V40	Petrol	1.6	1995	1999	142	23	9,525	1353	5509XS
T331RB	VOLVO	V40	Petrol	1.6	1999	2004	142	23	9,525	1353	5509XS
T331RB	VOLVO	V40	Petrol	1.8	1995	1999	142	23	9,525	1353	5509XS
T331RB	VOLVO	V40	Petrol	1.8	1995	1999	142	23	9,525	1353	5509XS
T331RB	VOLVO	V40	Petrol	1.8	1999	2004	142	23	9,525	1353	5509XS
T331RB	VOLVO	V40	Petrol	1.9	1997	2000	142	23	9,525	1353	5509XS
T331RB	VOLVO	V40	Petrol	1.9	1997	2000	142	23	9,525	1353	5509XS
T331RB	VOLVO	V40	Petrol	2.0	1996	1999	142	23	9,525	1353	5509XS
T331RB	VOLVO	V40	Petrol	2.0	1996	2004	142	23	9,525	1353	5509XS
T331RB	VOLVO	V40	Petrol	2.0	1996	2004	142	23	9,525	1353	5509XS
T331RB	VOLVO	V40	Petrol	2.0	1997	2004	142	23	9,525	1353	5509XS
T331RB	VOLVO	V40	Petrol	2.0	1999	2001	142	23	9,525	1353	5509XS
T331RB	VOLVO	V40	Petrol	2.0	2000	2004	142	23	9,525	1353	5509XS
T331RB	VOLVO	V40	Petrol	2.0	2001	2004	142	23	9,525	1353	5509XS
T331RB	VOLVO	V40	Petrol	2.0	2013	2015	142	23	9,525	1353	5509XS
T331RB	VOLVO	V40	Petrol	2.0	2013	2015	142	23	9,525	1353	5509XS
T331RB	VOLVO	V40	Petrol	2.5	2012	2014	142	23	9,525	1353	5509XS
T331RB	VOLVO	V40	Petrol	2.5	2014	2014	142	23	9,525	1353	5509XS
T331RB	VOLVO	V40	CNG (with or without Petrol)	1.8	2001	2003	142	23	9,525	1353	5509XS
T331RB	VOLVO	V40	LPG (with or without Petrol)	1.8	1999	2004	142	23	9,525	1353	5509XS
T331RB	VOLVO	V40	LPG (with or without Petrol)	1.8	2000	2004	142	23	9,525	1353	5509XS

T331RB

BY REFERENCE

RPM TIMING BELTS

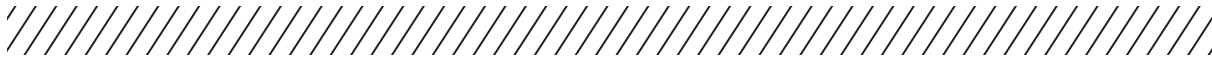


T331RB

Article	Make	Model	Fuel	Stroke	Year From	Year Till	# Teeth	TW (mm)	Pitch (mm)	Length (mm)	Gates Crosslist
T331RB	VOLVO	V40 Cross Country	Petrol	2.0	2013	2015	142	23	9,525	1353	5509XS
T331RB	VOLVO	V40 Cross Country	Petrol	2.0	2013	2015	142	23	9,525	1353	5509XS
T331RB	VOLVO	V40 Cross Country	Petrol	2.0	2013	2015	142	23	9,525	1353	5509XS
T331RB	VOLVO	V40 Cross Country	Petrol	2.0	2013	2015	142	23	9,525	1353	5509XS
T331RB	VOLVO	V40 Cross Country	Petrol	2.5	2012	2016	142	23	9,525	1353	5509XS
T331RB	VOLVO	V40 Cross Country	Petrol	2.5	2012	2016	142	23	9,525	1353	5509XS
T331RB	VOLVO	V40 Cross Country	Petrol	2.5	2014	2015	142	23	9,525	1353	5509XS
T331RB	VOLVO	V40 Cross Country	Petrol	2.5	2014	2015	142	23	9,525	1353	5509XS
T331RB	VOLVO	V50	Petrol	2.4	2003	2010	142	23	9,525	1353	5509XS
T331RB	VOLVO	V50	Petrol	2.4	2003	2010	142	23	9,525	1353	5509XS
T331RB	VOLVO	V50	Petrol	2.5	2003	2008	142	23	9,525	1353	5509XS
T331RB	VOLVO	V50	Petrol	2.5	2004	2008	142	23	9,525	1353	5509XS
T331RB	VOLVO	V50	Petrol	2.5	2007	2012	142	23	9,525	1353	5509XS
T331RB	VOLVO	V50	Petrol	2.5	2007	2012	142	23	9,525	1353	5509XS
T331RB	VOLVO	V60	Petrol	2.0	2013	2018	142	23	9,525	1353	5509XS
T331RB	VOLVO	V60	Petrol	2.0	2014	2018	142	23	9,525	1353	5509XS
T331RB	VOLVO	V60	LPG (with or without Petrol)	2.0	2014	2015	142	23	9,525	1353	5509XS
T331RB	VOLVO	V60 Cross Country	Petrol	2.5	2015	2018	142	23	9,525	1353	5509XS
T331RB	VOLVO	V60 Cross Country	Petrol	2.5	2015	2018	142	23	9,525	1353	5509XS
T331RB	VOLVO	V70	Petrol	2.0	1996	1998	142	23	9,525	1353	5509XS
T331RB	VOLVO	V70	Petrol	2.0	1996	1998	142	23	9,525	1353	5509XS
T331RB	VOLVO	V70	Petrol	2.0	1996	2000	142	23	9,525	1353	5509XS
T331RB	VOLVO	V70	Petrol	2.0	1996	2000	142	23	9,525	1353	5509XS
T331RB	VOLVO	V70	Petrol	2.0	1997	2000	142	23	9,525	1353	5509XS
T331RB	VOLVO	V70	Petrol	2.0	1997	2000	142	23	9,525	1353	5509XS
T331RB	VOLVO	V70	Petrol	2.0	2000	2007	142	23	9,525	1353	5509XS
T331RB	VOLVO	V70	Petrol	2.0	2013		142	23	9,525	1353	5509XS
T331RB	VOLVO	V70	Petrol	2.3	1996	2000	142	23	9,525	1353	5509XS
T331RB	VOLVO	V70	Petrol	2.3	1996	2000	142	23	9,525	1353	5509XS
T331RB	VOLVO	V70	Petrol	2.3	1997	1999	142	23	9,525	1353	5509XS
T331RB	VOLVO	V70	Petrol	2.3	1997	2000	142	23	9,525	1353	5509XS
T331RB	VOLVO	V70	Petrol	2.3	1997	2000	142	23	9,525	1353	5509XS
T331RB	VOLVO	V70	Petrol	2.3	1997	2000	142	23	9,525	1353	5509XS
T331RB	VOLVO	V70	Petrol	2.3	1998	2000	142	23	9,525	1353	5509XS
T331RB	VOLVO	V70	Petrol	2.3	2000	2007	142	23	9,525	1353	5509XS
T331RB	VOLVO	V70	Petrol	2.3	2000	2004	142	23	9,525	1353	5509XS
T331RB	VOLVO	V70	Petrol	2.4	1997	2000	142	23	9,525	1353	5509XS
T331RB	VOLVO	V70	Petrol	2.4	1997	2000	142	23	9,525	1353	5509XS
T331RB	VOLVO	V70	Petrol	2.4	1997	2000	142	23	9,525	1353	5509XS
T331RB	VOLVO	V70	Petrol	2.4	1997	2000	142	23	9,525	1353	5509XS
T331RB	VOLVO	V70	Petrol	2.4	1997	2000	142	23	9,525	1353	5509XS
T331RB	VOLVO	V70	Petrol	2.4	1998	1999	142	23	9,525	1353	5509XS
T331RB	VOLVO	V70	Petrol	2.4	1998	1999	142	23	9,525	1353	5509XS
T331RB	VOLVO	V70	Petrol	2.4	1999	2000	142	23	9,525	1353	5509XS
T331RB	VOLVO	V70	Petrol	2.4	1999	2000	142	23	9,525	1353	5509XS
T331RB	VOLVO	V70	Petrol	2.4	2000	2007	142	23	9,525	1353	5509XS
T331RB	VOLVO	V70	Petrol	2.4	2000	2007	142	23	9,525	1353	5509XS
T331RB	VOLVO	V70	Petrol	2.4	2000	2002	142	23	9,525	1353	5509XS
T331RB	VOLVO	V70	Petrol	2.4	2004	2007	142	23	9,525	1353	5509XS
T331RB	VOLVO	V70	Petrol	2.5	2002	2007	142	23	9,525	1353	5509XS
T331RB	VOLVO	V70	Petrol	2.5	2002	2007	142	23	9,525	1353	5509XS
T331RB	VOLVO	V70	Petrol	2.5	2002	2007	142	23	9,525	1353	5509XS
T331RB	VOLVO	V70	Petrol	2.5	2007	2009	142	23	9,525	1353	5509XS
T331RB	VOLVO	V70	Petrol	2.5	2009	2012	142	23	9,525	1353	5509XS
T331RB	VOLVO	V70	CNG (with or without Petrol)	2.0	2013		142	23	9,525	1353	5509XS
T331RB	VOLVO	V70	CNG (with or without Petrol)	2.4	1999	2000	142	23	9,525	1353	5509XS
T331RB	VOLVO	V70	CNG (with or without Petrol)	2.4	2001	2007	142	23	9,525	1353	5509XS
T331RB	VOLVO	V70	LPG (with or without Petrol)	2.4	1997	2000	142	23	9,525	1353	5509XS
T331RB	VOLVO	V70	LPG (with or without Petrol)	2.4	2001	2007	142	23	9,525	1353	5509XS
T331RB	VOLVO	V70	Bio (ethanol) petrol or Methanol	2.5	2008	2010	142	23	9,525	1353	5509XS

BY REFERENCE

RPM TIMING BELTS



Article	Make	Model	Fuel	Stroke	Year From	Year Till	# Teeth	TW (mm)	Pitch (mm)	Length (mm)	Gates Crosslist
T331RB	VOLVO	V70	Bio (ethanol) petrol or Methanol	2.5	2009	2012	142	23	9,525	1353	5509XS
T331RB	VOLVO	V70 XC	Petrol	2.0	1997	1999	142	23	9,525	1353	5509XS
T331RB	VOLVO	V70 XC	Petrol	2.4	1997	2002	142	23	9,525	1353	5509XS
T331RB	VOLVO	V70 XC	Petrol	2.4	2000	2002	142	23	9,525	1353	5509XS
T331RB	VOLVO	XC60	Petrol	2.5	2014	2017	142	23	9,525	1353	5509XS
T331RB	VOLVO	XC60	Petrol	2.5	2014	2017	142	23	9,525	1353	5509XS
T331RB	VOLVO	XC70	Petrol	2.5	2002	2007	142	23	9,525	1353	5509XS
T331RB	VOLVO	XC70	Petrol	2.5	2015	2016	142	23	9,525	1353	5509XS
T331RB	VOLVO	XC70	Petrol	2.5	2015	2016	142	23	9,525	1353	5509XS
T331RB	VOLVO	XC90	Petrol	2.5	2002	2014	142	23	9,525	1353	5509XS
T331RB	VOLVO ASIA	S60L	Petrol	2.0	2013	2015	142	23	9,525	1353	5509XS
T331RB	VOLVO ASIA	S60L	Petrol	2.0	2013	2015	142	23	9,525	1353	5509XS
T329RB											
T329RB	ACURA	MDX	Petrol	3.7	2006	2013	197	20	8	1576	5660XS
T329RB	ACURA	RDX	Petrol	3.0	2013	2018	197	20	8	1576	5660XS
T329RB	ACURA	RDX	Petrol	3.5	2012	2015	197	20	8	1576	5660XS
T329RB	ACURA	RDX	Petrol	3.5	2015	2018	197	20	8	1576	5660XS
T329RB	ACURA	RL	Petrol	3.5	2005	2008	197	20	8	1576	5660XS
T329RB	ACURA	TL	Petrol	3.2	2003	2008	197	20	8	1576	5660XS
T329RB	ACURA	TL	Petrol	3.2	2005	2008	197	20	8	1576	5660XS
T329RB	HONDA	Accord	Petrol	3.5	2008	2012	197	20	8	1576	5660XS
T329RB	HONDA	Accord	Petrol	3.5	2012		197	20	8	1576	5660XS
T329RB	HONDA	Accord Coupe	Petrol	3.0	2003	2008	197	20	8	1576	5660XS
T329RB	HONDA	Accord Coupe	Petrol	3.5	2012		197	20	8	1576	5660XS
T329RB	HONDA	Accord Crosstour	Petrol	3.5	2009	2012	197	20	8	1576	5660XS
T329RB	HONDA	Accord Crosstour	Petrol	3.5	2010	2012	197	20	8	1576	5660XS
T329RB	HONDA	Crosstour	Petrol	3.5	2012		197	20	8	1576	5660XS
T329RB	HONDA	Crosstour	Petrol	3.5	2012		197	20	8	1576	5660XS
T329RB	HONDA	Crosstour	Petrol	3.5	2012		197	20	8	1576	5660XS
T329RB	HONDA	Crosstour	Petrol	3.5	2013		197	20	8	1576	5660XS
T329RB	HONDA	Lagreat	Petrol	3.5	2004		197	20	8	1576	5660XS
T329RB	HONDA	Lagreat	Petrol	3.5	1998	2002	197	20	8	1576	5660XS
T329RB	HONDA	Legend	Petrol	3.5	2006	2012	197	20	8	1576	5660XS
T329RB	HONDA	Legend	Petrol	3.7	2008	2012	197	20	8	1576	5660XS
T329RB	HONDA	Legend	Petrol	3.7	2008	2012	197	20	8	1576	5660XS
T329RB	HONDA	MR-V	Petrol	3.5	2005	2008	197	20	8	1576	5660XS
T329RB	HONDA	Odyssey	Petrol	3.5	2004		197	20	8	1576	5660XS
T329RB	HONDA	Odyssey	Petrol	3.5	2005	2010	197	20	8	1576	5660XS
T329RB	HONDA	Odyssey	Petrol	3.5	2010	2016	197	20	8	1576	5660XS
T329RB	HONDA	Pilot	Petrol	3.5	2002	2008	197	20	8	1576	5660XS
T329RB	HONDA	Pilot	Petrol	3.5	2009	2015	197	20	8	1576	5660XS
T329RB	HONDA	Pilot	Petrol	3.5	2010	2015	197	20	8	1576	5660XS
T329RB	HONDA	Pilot	Petrol	3.5	2011	2015	197	20	8	1576	5660XS
T328RB											
T328RB	SUBARU	Forester	Petrol	2.0	1998	2001	281	30	8	2248	5612XS
T328RB	SUBARU	Forester	Petrol	2.0	2000	2002	281	30	8	2248	5612XS
T328RB	SUBARU	Forester	Petrol	2.0	2002	2005	281	30	8	2248	5612XS
T328RB	SUBARU	Forester	Petrol	2.0	2005	2008	281	30	8	2248	5612XS
T328RB	SUBARU	Forester	Petrol	2.0	2008	2013	281	30	8	2248	5612XS
T328RB	SUBARU	Forester	Petrol	2.5	2003	2005	281	30	8	2248	5612XS
T328RB	SUBARU	Forester	Petrol	2.5	2005	2005	281	30	8	2248	5612XS
T328RB	SUBARU	Forester	Petrol	2.5	2005	2008	281	30	8	2248	5612XS
T328RB	SUBARU	Forester	Petrol	2.5	2008	2013	281	30	8	2248	5612XS
T328RB	SUBARU	Forester	Petrol	2.5	2011	2013	281	30	8	2248	5612XS
T328RB	SUBARU	Forester	LPG (with or without Petrol)	2.0	2009	2011	281	30	8	2248	5612XS
T328RB	SUBARU	Impreza	Petrol	2.0	1998	2000	281	30	8	2248	5612XS
T328RB	SUBARU	Impreza WRX	Petrol	2.0	2002	2005	281	30	8	2248	5612XS
T328RB	SUBARU	Impreza WRX	Petrol	2.5	2008	2013	281	30	8	2248	5612XS
T328RB	SUBARU	Impreza WRX Estate/Wagon Plus	Petrol	2.0	2005	2007	281	30	8	2248	5612XS

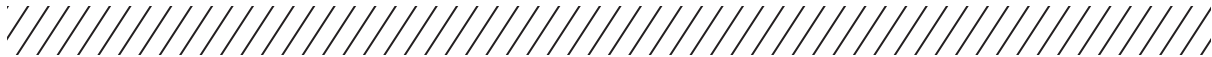
T331RB

T329RB

T328RB

BY REFERENCE

RPM TIMING BELTS

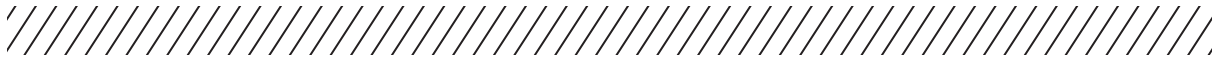


T328RB

Article	Make	Model	Fuel	Stroke	Year From	Year Till	# Teeth	TW (mm)	Pitch (mm)	Length (mm)	Gates Crosslist
T328RB	SUBARU	Impreza	Petrol	1.5	2001	2005	281	30	8	2248	5612XS
T328RB	SUBARU	Impreza	Petrol	1.5	2005	2007	281	30	8	2248	5612XS
T328RB	SUBARU	Impreza	Petrol	1.5	2005	2007	281	30	8	2248	5612XS
T328RB	SUBARU	Impreza	Petrol	1.5	2006	2007	281	30	8	2248	5612XS
T328RB	SUBARU	Impreza	Petrol	1.5	2007	2012	281	30	8	2248	5612XS
T328RB	SUBARU	Impreza	Petrol	1.5	2007	2012	281	30	8	2248	5612XS
T328RB	SUBARU	Impreza	Petrol	1.5	2008	2012	281	30	8	2248	5612XS
T328RB	SUBARU	Impreza	Petrol	1.5	2008	2012	281	30	8	2248	5612XS
T328RB	SUBARU	Impreza	Petrol	1.5	2008	2011	281	30	8	2248	5612XS
T328RB	SUBARU	Impreza	Petrol	1.5	2008	2011	281	30	8	2248	5612XS
T328RB	SUBARU	Impreza	Petrol	2.0	2000	2007	281	30	8	2248	5612XS
T328RB	SUBARU	Impreza	Petrol	2.0	2006	2007	281	30	8	2248	5612XS
T328RB	SUBARU	Impreza	Petrol	2.0	2007	2009	281	30	8	2248	5612XS
T328RB	SUBARU	Impreza	Petrol	2.0	2007	2012	281	30	8	2248	5612XS
T328RB	SUBARU	Impreza	Petrol	2.0	2007	2012	281	30	8	2248	5612XS
T328RB	SUBARU	Impreza	Petrol	2.0	2007	2012	281	30	8	2248	5612XS
T328RB	SUBARU	Impreza	LPG (with or without Petrol)	1.5	2010	2012	281	30	8	2248	5612XS
T328RB	SUBARU	Impreza	LPG (with or without Petrol)	2.0	2009	2012	281	30	8	2248	5612XS
T328RB	SUBARU	Impreza Estate/Wagon Plus	Petrol	1.5	2006	2007	281	30	8	2248	5612XS
T328RB	SUBARU	Impreza Estate/Wagon Plus	Petrol	2.0	1998	2000	281	30	8	2248	5612XS
T328RB	SUBARU	Impreza Estate/Wagon Plus	Petrol	2.0	2005	2007	281	30	8	2248	5612XS
T328RB	SUBARU	Impreza WRX	Petrol	2.0	1998	2000	281	30	8	2248	5612XS
T328RB	SUBARU	Impreza WRX	Petrol	2.0	1999	2000	281	30	8	2248	5612XS
T328RB	SUBARU	Impreza WRX	Petrol	2.0	2000	2005	281	30	8	2248	5612XS
T328RB	SUBARU	Impreza WRX	Petrol	2.0	2001	2002	281	30	8	2248	5612XS
T328RB	SUBARU	Impreza WRX	Petrol	2.0	2001	2005	281	30	8	2248	5612XS
T328RB	SUBARU	Impreza WRX	Petrol	2.0	2002	2007	281	30	8	2248	5612XS
T328RB	SUBARU	Impreza WRX	Petrol	2.0	2004	2005	281	30	8	2248	5612XS
T328RB	SUBARU	Impreza WRX	Petrol	2.0	2005	2007	281	30	8	2248	5612XS
T328RB	SUBARU	Impreza WRX	Petrol	2.5	2005	2007	281	30	8	2248	5612XS
T328RB	SUBARU	Impreza WRX	Petrol	2.5	2005	2007	281	30	8	2248	5612XS
T328RB	SUBARU	Impreza WRX	Petrol	2.5	2006	2008	281	30	8	2248	5612XS
T328RB	SUBARU	Impreza WRX	Petrol	2.5	2007	2007	281	30	8	2248	5612XS
T328RB	SUBARU	Impreza WRX	Petrol	2.5	2007	2007	281	30	8	2248	5612XS
T328RB	SUBARU	Impreza WRX	Petrol	2.5	2007	2013	281	30	8	2248	5612XS
T328RB	SUBARU	Impreza WRX	Petrol	2.5	2008	2013	281	30	8	2248	5612XS
T328RB	SUBARU	Impreza WRX	Petrol	2.5	2008	2013	281	30	8	2248	5612XS
T328RB	SUBARU	Impreza WRX	Petrol	2.5	2009	2013	281	30	8	2248	5612XS
T328RB	SUBARU	Impreza WRX	Petrol	2.5	2009	2010	281	30	8	2248	5612XS
T328RB	SUBARU	Impreza WRX	Petrol	2.5	2009	2010	281	30	8	2248	5612XS
T328RB	SUBARU	Impreza WRX	Petrol	2.5	2010	2013	281	30	8	2248	5612XS
T328RB	SUBARU	Impreza WRX	Petrol	2.5	2010	2013	281	30	8	2248	5612XS
T328RB	SUBARU	Impreza WRX	Petrol	2.5	2010	2013	281	30	8	2248	5612XS
T328RB	SUBARU	Impreza WRX Estate/Wagon Plus	Petrol	2.0	2000	2005	281	30	8	2248	5612XS
T328RB	SUBARU	Impreza WRX Estate/Wagon Plus	Petrol	2.0	2002	2006	281	30	8	2248	5612XS
T328RB	SUBARU	Impreza WRX Estate/Wagon Plus	Petrol	2.5	2005	2007	281	30	8	2248	5612XS
T328RB	SUBARU	Impreza WRX Estate/Wagon Plus	Petrol	2.5	2005	2007	281	30	8	2248	5612XS
T328RB	SUBARU	Impreza WRX Estate/Wagon Plus	Petrol	2.5	2007	2007	281	30	8	2248	5612XS
T328RB	SUBARU	Legacy	Petrol	2.0	2000	2003	281	30	8	2248	5612XS
T328RB	SUBARU	Legacy Estate/Wagon	Petrol	2.0	2000	2003	281	30	8	2248	5612XS
T328RB	SUBARU	Legacy	Petrol	2.0	2003	2009	281	30	8	2248	5612XS
T328RB	SUBARU	Legacy	Petrol	2.0	2005	2009	281	30	8	2248	5612XS
T328RB	SUBARU	Legacy	Petrol	2.0	2005	2012	281	30	8	2248	5612XS
T328RB	SUBARU	Legacy	Petrol	2.0	2009	2014	281	30	8	2248	5612XS
T328RB	SUBARU	Legacy	Petrol	2.0	2009	2015	281	30	8	2248	5612XS
T328RB	SUBARU	Legacy	Petrol	2.5	2009	2014	281	30	8	2248	5612XS
T328RB	SUBARU	Legacy	LPG (with or without Petrol)	2.0	2010	2014	281	30	8	2248	5612XS

BY REFERENCE

RPM TIMING BELTS

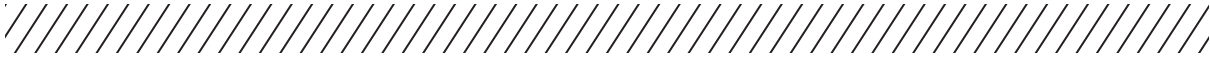


Article	Make	Model	Fuel	Stroke	Year From	Year Till	# Teeth	TW (mm)	Pitch (mm)	Length (mm)	Gates Crosslist
T328RB	SUBARU	Legacy Estate/Wagon	Petrol	2.0	2005	2009	281	30	8	2248	5612XS
T328RB	SUBARU	Legacy Estate/Wagon	Petrol	2.0	2007	2009	281	30	8	2248	5612XS
T328RB	SUBARU	Legacy Estate/Wagon	Petrol	2.0	2009	2014	281	30	8	2248	5612XS
T328RB	SUBARU	Legacy Estate/Wagon	Petrol	2.5	2009	2014	281	30	8	2248	5612XS
T328RB	SUBARU	Legacy Estate/Wagon	LPG (with or without Petrol)	2.0	2010	2014	281	30	8	2248	5612XS
T328RB	SUBARU	WRX	Petrol	2.5	2014		281	30	8	2248	5612XS
T328RB	SUBARU	WRX	Petrol	2.5	2016		281	30	8	2248	5612XS
T328RB	SUBARU	WRX	Petrol	2.5	2016		281	30	8	2248	5612XS
T317RB											
T317RB	AUDI	A4	Petrol	1.8	1994	2000	153	25	8	1224	5492XS
T317RB	AUDI	A4	Petrol	1.8	1994	2001	153	25	8	1224	5492XS
T317RB	AUDI	A4	Petrol	1.8	1995	2000	153	25	8	1224	5492XS
T317RB	AUDI	A4	Petrol	1.8	1995	2001	153	25	8	1224	5492XS
T317RB	AUDI	A4	Petrol	1.8	1995	2000	153	25	8	1224	5492XS
T317RB	AUDI	A4	Petrol	1.8	1995	2001	153	25	8	1224	5492XS
T317RB	AUDI	A4	Petrol	1.8	1997	2001	153	25	8	1224	5492XS
T317RB	AUDI	A4	Petrol	1.8	1997	2000	153	25	8	1224	5492XS
T317RB	AUDI	A4 Quattro	Petrol	1.8	1994	2000	153	25	8	1224	5492XS
T317RB	AUDI	A4 Quattro	Petrol	1.8	1995	2000	153	25	8	1224	5492XS
T317RB	AUDI	A4 Quattro	Petrol	1.8	1995	2000	153	25	8	1224	5492XS
T317RB	AUDI	A4 Quattro	Petrol	1.8	1996	2001	153	25	8	1224	5492XS
T317RB	AUDI	A4 Quattro	Petrol	1.8	1996	2001	153	25	8	1224	5492XS
T317RB	AUDI	A4 Quattro	Petrol	1.8	1996	2001	153	25	8	1224	5492XS
T317RB	AUDI	A4 Quattro	Petrol	1.8	1997	2000	153	25	8	1224	5492XS
T317RB	AUDI	A4 Quattro	Petrol	1.8	1997	2001	153	25	8	1224	5492XS
T317RB	AUDI	A6	Petrol	1.8	1995	1997	153	25	8	1224	5492XS
T317RB	AUDI	A6	Petrol	1.8	1995	1997	153	25	8	1224	5492XS
T317RB	AUDI	A6	Petrol	1.8	1997	2004	153	25	8	1224	5492XS
T317RB	AUDI	A6	Petrol	1.8	1997	2000	153	25	8	1224	5492XS
T317RB	AUDI	A6	Petrol	1.8	1997	2000	153	25	8	1224	5492XS
T317RB	AUDI	A6	Petrol	1.8	1997	2000	153	25	8	1224	5492XS
T317RB	AUDI	A6	Petrol	1.8	1998	2000	153	25	8	1224	5492XS
T317RB	AUDI	A6	Petrol	1.8	1998	2005	153	25	8	1224	5492XS
T317RB	AUDI	A6 Quattro	Petrol	1.8	1995	1997	153	25	8	1224	5492XS
T317RB	AUDI	A6 Quattro	Petrol	1.8	1995	1997	153	25	8	1224	5492XS
T317RB	AUDI	A6 Quattro	Petrol	1.8	1997	2005	153	25	8	1224	5492XS
T317RB	AUDI	A6 Quattro	Petrol	1.8	1997	2005	153	25	8	1224	5492XS
T317RB	AUDI	A6 Quattro	Petrol	1.8	1997	2000	153	25	8	1224	5492XS
T317RB	AUDI	A6 Quattro	Petrol	1.8	1997	2000	153	25	8	1224	5492XS
T317RB	AUDI	Cabriolet	Petrol	1.8	1997	2000	153	25	8	1224	5492XS
T317RB	VW	Passat	Petrol	1.8	1996	2000	153	25	8	1224	5492XS
T317RB	VW	Passat	Petrol	1.8	1996	2000	153	25	8	1224	5492XS
T317RB	VW	Passat	Petrol	1.8	1996	2000	153	25	8	1224	5492XS
T317RB	VW	Passat Estate/Variant	Petrol	1.8	1996	2000	153	25	8	1224	5492XS
T317RB	VW	Passat Estate/Variant	Petrol	1.8	1997	2000	153	25	8	1224	5492XS
T317RB	VW	Passat Estate/Variant	Petrol	1.8	1997	2000	153	25	8	1224	5492XS
T317RB	VW	Passat Estate/Variant	Petrol	1.8	1997	2000	153	25	8	1224	5492XS
T312RB											
T312RB	HONDA	Civic	Petrol	1.7	2001	2006	104	22	9,525	991	5593XS
T312RB	HONDA	Civic Coupe	Petrol	1.6	2001	2004	104	22	9,525	991	5593XS
T312RB	HONDA	Civic	Petrol	1.5	2003	2005	104	22	9,525	991	5593XS
T312RB	HONDA	Civic	Petrol	1.6	2000	2005	104	22	9,525	991	5593XS
T312RB	HONDA	Civic	Petrol	1.6	2001	2004	104	22	9,525	991	5593XS
T312RB	HONDA	Civic	Petrol	1.7	2001	2005	104	22	9,525	991	5593XS
T312RB	HONDA	Civic Coupe	Petrol	1.6	2001	2004	104	22	9,525	991	5593XS
T312RB	HONDA	Civic Coupe	Petrol	1.7	2001	2005	104	22	9,525	991	5593XS
T312RB	HONDA	Civic Coupe	Petrol	1.7	2001	2005	104	22	9,525	991	5593XS
T312RB	HONDA	FR-V	Petrol	1.7	2004	2006	104	22	9,525	991	5593XS
T312RB	HONDA	Stream	Petrol	1.7	2001	2006	104	22	9,525	991	5593XS

T328RB
T317RB
T312RB

BY REFERENCE

RPM TIMING BELTS



T306RB

Article	Make	Model	Fuel	Stroke	Year From	Year Till	# Teeth	TW (mm)	Pitch (mm)	Length (mm)	Gates Crosslist
T306RB											
T306RB	AUDI	A3	Petrol	1.8	1996	2006	150	23	8	1200	5491XS
T306RB	AUDI	A3	Petrol	1.8	1996	2006	150	23	8	1200	5491XS
T306RB	AUDI	A3	Petrol	1.8	1998	2006	150	23	8	1200	5491XS
T306RB	AUDI	A3 Quattro	Petrol	1.8	1997	2003	150	23	8	1200	5491XS
T306RB	AUDI	A3 Quattro	Petrol	1.8	1998	2003	150	23	8	1200	5491XS
T306RB	AUDI	S3 Quattro	Petrol	1.8	1998	2002	150	23	8	1200	5491XS
T306RB	AUDI	S3 Quattro	Petrol	1.8	2001	2003	150	23	8	1200	5491XS
T306RB	AUDI	A4	Petrol	1.8	1995	2000	150	23	8	1200	5491XS
T306RB	AUDI	A4	Petrol	1.8	1995	2001	150	23	8	1200	5491XS
T306RB	AUDI	A4	Petrol	1.8	2000	2004	150	23	8	1200	5491XS
T306RB	AUDI	A4	Petrol	1.8	2000	2004	150	23	8	1200	5491XS
T306RB	AUDI	A4	Petrol	1.8	2001	2002	150	23	8	1200	5491XS
T306RB	AUDI	A4	Petrol	1.8	2002	2004	150	23	8	1200	5491XS
T306RB	AUDI	A4	Petrol	1.8	2002	2004	150	23	8	1200	5491XS
T306RB	AUDI	A4	Petrol	1.8	2002	2004	150	23	8	1200	5491XS
T306RB	AUDI	A4	Petrol	1.8	2002	2004	150	23	8	1200	5491XS
T306RB	AUDI	A4	Petrol	1.8	2004	2008	150	23	8	1200	5491XS
T306RB	AUDI	A4	Petrol	1.8	2004	2008	150	23	8	1200	5491XS
T306RB	AUDI	A4	Petrol	2.0	2000	2004	150	23	8	1200	5491XS
T306RB	AUDI	A4	Petrol	2.0	2001	2004	150	23	8	1200	5491XS
T306RB	AUDI	A4	Petrol	2.0	2004	2008	150	23	8	1200	5491XS
T306RB	AUDI	A4	Petrol	2.0	2004	2008	150	23	8	1200	5491XS
T306RB	AUDI	A4 Cabrio	Petrol	1.8	2002	2005	150	23	8	1200	5491XS
T306RB	AUDI	A4 Cabrio	Petrol	1.8	2006	2009	150	23	8	1200	5491XS
T306RB	AUDI	A4 Cabrio	Petrol	2.0	2004	2005	150	23	8	1200	5491XS
T306RB	AUDI	A4 Cabrio Quattro	Petrol	1.8	2003	2005	150	23	8	1200	5491XS
T306RB	AUDI	A4 Quattro	Petrol	1.8	1995	2000	150	23	8	1200	5491XS
T306RB	AUDI	A4 Quattro	Petrol	1.8	1996	2001	150	23	8	1200	5491XS
T306RB	AUDI	A4 Quattro	Petrol	1.8	2000	2002	150	23	8	1200	5491XS
T306RB	AUDI	A4 Quattro	Petrol	1.8	2001	2002	150	23	8	1200	5491XS
T306RB	AUDI	A4 Quattro	Petrol	1.8	2001	2004	150	23	8	1200	5491XS
T306RB	AUDI	A4 Quattro	Petrol	1.8	2001	2004	150	23	8	1200	5491XS
T306RB	AUDI	A4 Quattro	Petrol	1.8	2002	2004	150	23	8	1200	5491XS
T306RB	AUDI	A4 Quattro	Petrol	1.8	2002	2004	150	23	8	1200	5491XS
T306RB	AUDI	A4 Quattro	Petrol	1.8	2002	2004	150	23	8	1200	5491XS
T306RB	AUDI	A4 Quattro	Petrol	1.8	2004	2007	150	23	8	1200	5491XS
T306RB	AUDI	A4 Quattro	Petrol	1.8	2004	2008	150	23	8	1200	5491XS
T306RB	AUDI	A6	Petrol	1.8	1997	2004	150	23	8	1200	5491XS
T306RB	AUDI	A6	Petrol	1.8	1997	2001	150	23	8	1200	5491XS
T306RB	AUDI	A6	Petrol	1.8	1998	2001	150	23	8	1200	5491XS
T306RB	AUDI	A6	Petrol	1.8	1998	2005	150	23	8	1200	5491XS
T306RB	AUDI	A6	Petrol	2.0	2001	2004	150	23	8	1200	5491XS
T306RB	AUDI	A6	Petrol	2.0	2001	2005	150	23	8	1200	5491XS
T306RB	AUDI	A6 Quattro	Petrol	1.8	1997	2005	150	23	8	1200	5491XS
T306RB	AUDI	A6 Quattro	Petrol	1.8	1997	2005	150	23	8	1200	5491XS
T306RB	AUDI	TT	Petrol	1.8	1998	2006	150	23	8	1200	5491XS
T306RB	AUDI	TT	Petrol	1.8	1998	2006	150	23	8	1200	5491XS
T306RB	AUDI	TT	Petrol	1.8	2001	2006	150	23	8	1200	5491XS
T306RB	AUDI	TT	Petrol	1.8	2002	2006	150	23	8	1200	5491XS
T306RB	AUDI	TT	Petrol	1.8	2002	2006	150	23	8	1200	5491XS
T306RB	AUDI	TT	Petrol	1.8	2005	2006	150	23	8	1200	5491XS
T306RB	AUDI	TT	Petrol	1.8	2005	2006	150	23	8	1200	5491XS
T306RB	AUDI	TT	Petrol	1.8	2005	2006	150	23	8	1200	5491XS
T306RB	AUDI	TT	Petrol	1.8	2005	2006	150	23	8	1200	5491XS
T306RB	AUDI	TT	Petrol	1.8	2005	2006	150	23	8	1200	5491XS
T306RB	AUDI	TT Quattro	Petrol	1.8	1998	2006	150	23	8	1200	5491XS
T306RB	AUDI	TT Quattro	Petrol	1.8	1998	2006	150	23	8	1200	5491XS
T306RB	AUDI	TT Quattro	Petrol	1.8	1998	2006	150	23	8	1200	5491XS
T306RB	AUDI	TT Quattro	Petrol	1.8	1998	2006	150	23	8	1200	5491XS
T306RB	AUDI	TT Quattro	Petrol	1.8	2005	2006	150	23	8	1200	5491XS

BY REFERENCE

RPM TIMING BELTS




Article	Make	Model	Fuel	Stroke	Year From	Year Till	# Teeth	TW (mm)	Pitch (mm)	Length (mm)	Gates Crosslist
T306RB	AUDI	TT Quattro	Petrol	1.8	2005	2006	150	23	8	1200	5491XS
T306RB	AUDI	TT Quattro	Petrol	1.8	2005	2006	150	23	8	1200	5491XS
T306RB	SEAT	Alhambra	Petrol	1.8	1998	2010	150	23	8	1200	5491XS
T306RB	SEAT	Cordoba	Petrol	1.8	1999	2002	150	23	8	1200	5491XS
T306RB	SEAT	Exeo	Petrol	1.8	2008	2010	150	23	8	1200	5491XS
T306RB	SEAT	Exeo ST	Petrol	1.8	2009	2010	150	23	8	1200	5491XS
T306RB	SEAT	Ibiza	Petrol	1.8	1999	2002	150	23	8	1200	5491XS
T306RB	SEAT	Ibiza	Petrol	1.8	2000	2002	150	23	8	1200	5491XS
T306RB	SEAT	Ibiza	Petrol	1.8	2003	2008	150	23	8	1200	5491XS
T306RB	SEAT	Ibiza	Petrol	1.8	2004	2008	150	23	8	1200	5491XS
T306RB	SEAT	Leon	Petrol	1.8	1999	2005	150	23	8	1200	5491XS
T306RB	SEAT	Leon	Petrol	1.8	1999	2006	150	23	8	1200	5491XS
T306RB	SEAT	Leon	Petrol	1.8	2000	2004	150	23	8	1200	5491XS
T306RB	SEAT	Leon	Petrol	1.8	2002	2003	150	23	8	1200	5491XS
T306RB	SEAT	Leon	Petrol	1.8	2003	2006	150	23	8	1200	5491XS
T306RB	SEAT	Toledo	Petrol	1.8	1998	2005	150	23	8	1200	5491XS
T306RB	SEAT	Toledo	Petrol	1.8	1999	2005	150	23	8	1200	5491XS
T306RB	SEAT	Toledo	Petrol	1.8	2000	2004	150	23	8	1200	5491XS
T306RB	SEAT	Toledo	Petrol	1.8	2002	2003	150	23	8	1200	5491XS
T306RB	SEAT	Toledo	Petrol	1.8	2003	2006	150	23	8	1200	5491XS
T306RB	SKODA	Octavia	Petrol	1.8	1996	1999	150	23	8	1200	5491XS
T306RB	SKODA	Octavia	Petrol	1.8	1997	2010	150	23	8	1200	5491XS
T306RB	SKODA	Octavia	Petrol	1.8	1998	1999	150	23	8	1200	5491XS
T306RB	SKODA	Octavia	Petrol	1.8	1998	2010	150	23	8	1200	5491XS
T306RB	SKODA	Octavia	Petrol	1.8	2000	2006	150	23	8	1200	5491XS
T306RB	SKODA	Octavia	Petrol	1.8	2000	2006	150	23	8	1200	5491XS
T306RB	SKODA	Octavia	Petrol	1.8	2000	2006	150	23	8	1200	5491XS
T306RB	SKODA	Octavia	Petrol	1.8	2000	2006	150	23	8	1200	5491XS
T306RB	SKODA	Superb	Petrol	1.8	2001	2008	150	23	8	1200	5491XS
T306RB	VW	Bora	Petrol	1.8	1999	2000	150	23	8	1200	5491XS
T306RB	VW	Bora	Petrol	1.8	1999	2000	150	23	8	1200	5491XS
T306RB	VW	Bora	Petrol	1.8	1999	2005	150	23	8	1200	5491XS
T306RB	VW	Bora	Petrol	1.8	2001	2008	150	23	8	1200	5491XS
T306RB	VW	Bora Estate/Variant	Petrol	1.8	1999	2000	150	23	8	1200	5491XS
T306RB	VW	Bora Estate/Variant	Petrol	1.8	2000	2005	150	23	8	1200	5491XS
T306RB	VW	Bora Estate/Variant	Petrol	1.8	2001	2005	150	23	8	1200	5491XS
T306RB	VW	Jetta (Bora)	Petrol	1.8	2000	2005	150	23	8	1200	5491XS
T306RB	VW	Jetta (Bora)	Petrol	1.8	2001	2005	150	23	8	1200	5491XS
T306RB	VW	Golf	Petrol	1.8	1997	2007	150	23	8	1200	5491XS
T306RB	VW	Golf	Petrol	1.8	1997	2000	150	23	8	1200	5491XS
T306RB	VW	Golf	Petrol	1.8	1998	2000	150	23	8	1200	5491XS
T306RB	VW	Golf	Petrol	1.8	2001	2007	150	23	8	1200	5491XS
T306RB	VW	Golf	Petrol	1.8	2007	2010	150	23	8	1200	5491XS
T306RB	VW	Golf	Petrol	1.8	2007	2008	150	23	8	1200	5491XS
T306RB	VW	Golf Estate/Variant	Petrol	1.8	1999	2000	150	23	8	1200	5491XS
T306RB	VW	Golf Estate/Variant	Petrol	1.8	1999	2006	150	23	8	1200	5491XS
T306RB	VW	Jetta	Petrol	1.8	2000	2005	150	23	8	1200	5491XS
T306RB	VW	Jetta	Petrol	1.8	2001	2005	150	23	8	1200	5491XS
T306RB	VW	New Beetle	Petrol	1.8	1998	2010	150	23	8	1200	5491XS
T306RB	VW	New Beetle	Petrol	1.8	2001	2005	150	23	8	1200	5491XS
T306RB	VW	New Beetle	Petrol	1.8	2003	2010	150	23	8	1200	5491XS
T306RB	VW	Passat	Petrol	1.8	2000	2005	150	23	8	1200	5491XS
T306RB	VW	Passat	Petrol	1.8	2001	2005	150	23	8	1200	5491XS
T306RB	VW	Passat	Petrol	1.8	2003	2005	150	23	8	1200	5491XS
T306RB	VW	Passat	Petrol	2.0	2001	2005	150	23	8	1200	5491XS
T306RB	VW	Passat Estate/Variant	Petrol	1.8	2000	2005	150	23	8	1200	5491XS
T306RB	VW	Passat Estate/Variant	Petrol	1.8	2001	2005	150	23	8	1200	5491XS
T306RB	VW	Passat Estate/Variant	Petrol	1.8	2003	2005	150	23	8	1200	5491XS
T306RB	VW	Passat Estate/Variant	Petrol	2.0	2001	2005	150	23	8	1200	5491XS
T306RB	VW	Polo	Petrol	1.8	2005	2009	150	23	8	1200	5491XS
T306RB	VW	Polo	Petrol	1.8	2006	2009	150	23	8	1200	5491XS

T306RB

BY REFERENCE

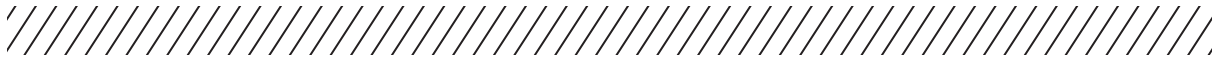
RPM TIMING BELTS



Article	Make	Model	Fuel	Stroke	Year From	Year Till	# Teeth	TW (mm)	Pitch (mm)	Length (mm)	Gates Crosslist
T306RB	VW	Sharan	Petrol	1.8	1997	2010	150	23	8	1200	5491XS
T304RB											
T304RB	SUBARU	Forester	Petrol	2.0	1998	2002	223	27	8	1784	5537XS
T304RB	SUBARU	Forester	Petrol	2.0	2002	2005	223	27	8	1784	5537XS
T304RB	SUBARU	Forester	Petrol	2.5	2002	2005	223	27	8	1784	5537XS
T304RB	SUBARU	Forester	Petrol	2.5	2002	2008	223	27	8	1784	5537XS
T304RB	SUBARU	Forester	Petrol	2.5	2005	2010	223	27	8	1784	5537XS
T304RB	SUBARU	Forester	Petrol	2.5	2008	2013	223	27	8	1784	5537XS
T304RB	SUBARU	Impreza	Petrol	1.6	1996	2000	223	27	8	1784	5537XS
T304RB	SUBARU	Impreza	Petrol	1.6	1998	2000	223	27	8	1784	5537XS
T304RB	SUBARU	Impreza	Petrol	1.6	1998	2000	223	27	8	1784	5537XS
T304RB	SUBARU	Impreza	Petrol	1.6	2000	2006	223	27	8	1784	5537XS
T304RB	SUBARU	Impreza	Petrol	1.6	2000	2006	223	27	8	1784	5537XS
T304RB	SUBARU	Impreza	Petrol	2.0	1998	2000	223	27	8	1784	5537XS
T304RB	SUBARU	Impreza	Petrol	2.0	1998	2000	223	27	8	1784	5537XS
T304RB	SUBARU	Impreza	Petrol	2.0	2000	2006	223	27	8	1784	5537XS
T304RB	SUBARU	Impreza	Petrol	2.5	2001	2006	223	27	8	1784	5537XS
T304RB	SUBARU	Impreza	Petrol	2.5	2002	2007	223	27	8	1784	5537XS
T304RB	SUBARU	Impreza Estate/Wagon Plus	Petrol	1.6	1998	2000	223	27	8	1784	5537XS
T304RB	SUBARU	Impreza Estate/Wagon Plus	Petrol	1.6	1998	2000	223	27	8	1784	5537XS
T304RB	SUBARU	Impreza Estate/Wagon Plus	Petrol	1.6	2000	2006	223	27	8	1784	5537XS
T304RB	SUBARU	Impreza Estate/Wagon Plus	Petrol	1.6	2000	2006	223	27	8	1784	5537XS
T304RB	SUBARU	Impreza Estate/Wagon Plus	Petrol	2.0	1998	2000	223	27	8	1784	5537XS
T304RB	SUBARU	Impreza Estate/Wagon Plus	Petrol	2.0	2000	2007	223	27	8	1784	5537XS
T304RB	SUBARU	Legacy	Petrol	2.0	1998	2003	223	27	8	1784	5537XS
T304RB	SUBARU	Legacy	Petrol	2.0	2003	2005	223	27	8	1784	5537XS
T304RB	SUBARU	Legacy	Petrol	2.5	1998	2003	223	27	8	1784	5537XS
T304RB	SUBARU	Legacy	Petrol	2.5	2003	2009	223	27	8	1784	5537XS
T304RB	SUBARU	Legacy	Petrol	2.5	2007	2009	223	27	8	1784	5537XS
T304RB	SUBARU	Legacy	Petrol	2.5	2009	2014	223	27	8	1784	5537XS
T304RB	SUBARU	Legacy	Petrol	2.5	2009	2014	223	27	8	1784	5537XS
T304RB	SUBARU	Legacy Estate/Wagon	Petrol	2.0	1998	2003	223	27	8	1784	5537XS
T304RB	SUBARU	Legacy Estate/Wagon	Petrol	2.0	2003	2005	223	27	8	1784	5537XS
T304RB	SUBARU	Legacy Estate/Wagon	Petrol	2.5	1998	2003	223	27	8	1784	5537XS
T304RB	SUBARU	Legacy Estate/Wagon	Petrol	2.5	2003	2009	223	27	8	1784	5537XS
T304RB	SUBARU	Legacy Estate/Wagon	Petrol	2.5	2008	2009	223	27	8	1784	5537XS
T304RB	SUBARU	Legacy Estate/Wagon	Petrol	2.5	2009	2014	223	27	8	1784	5537XS
T304RB	SUBARU	Legacy Estate/Wagon	Petrol	2.5	2009	2014	223	27	8	1784	5537XS
T304RB	SUBARU	Outback	Petrol	2.5	2000	2003	223	27	8	1784	5537XS
T304RB	SUBARU	Outback	Petrol	2.5	2003	2009	223	27	8	1784	5537XS
T304RB	SUBARU	Outback	Petrol	2.5	2008	2009	223	27	8	1784	5537XS
T304RB	SUBARU	Outback	Petrol	2.5	2009	2014	223	27	8	1784	5537XS
T304RB	SUBARU	Outback	Petrol	2.5	2009	2014	223	27	8	1784	5537XS
T304RB	SUBARU	Outback	Petrol	2.5	2013	2014	223	27	8	1784	5537XS
T304RB	SUBARU	Outback	LPG (with or without Petrol)	2.5	2008	2009	223	27	8	1784	5537XS
T304RB	SUBARU	Outback	LPG (with or without Petrol)	2.5	2010	2014	223	27	8	1784	5537XS
T297RB											
T297RB	AUDI	A4	Petrol	2.4	1997	2000	253	30	8	2024	5493XS
T297RB	AUDI	A4	Petrol	2.4	1997	2001	253	30	8	2024	5493XS
T297RB	AUDI	A4	Petrol	2.4	1997	2001	253	30	8	2024	5493XS
T297RB	AUDI	A4	Petrol	2.4	1997	2001	253	30	8	2024	5493XS
T297RB	AUDI	A4	Petrol	2.4	2001	2004	253	30	8	2024	5493XS
T297RB	AUDI	A4	Petrol	2.4	2001	2004	253	30	8	2024	5493XS
T297RB	AUDI	A4	Petrol	2.4	2001	2004	253	30	8	2024	5493XS
T297RB	AUDI	A4	Petrol	2.4	2001	2004	253	30	8	2024	5493XS
T297RB	AUDI	A4	Petrol	2.8	1996	2000	253	30	8	2024	5493XS
T297RB	AUDI	A4	Petrol	2.8	1996	2000	253	30	8	2024	5493XS
T297RB	AUDI	A4	Petrol	2.8	1999	2000	253	30	8	2024	5493XS
T297RB	AUDI	A4	Petrol	2.8	1999	2000	253	30	8	2024	5493XS
T297RB	AUDI	A4 Cabrio	Petrol	2.4	2002	2005	253	30	8	2024	5493XS
T297RB	AUDI	A4 Cabrio	Petrol	2.4	2003	2005	253	30	8	2024	5493XS

BY REFERENCE

RPM TIMING BELTS




Article	Make	Model	Fuel	Stroke	Year From	Year Till	# Teeth	TW (mm)	Pitch (mm)	Length (mm)	Gates Crosslist
T297RB	AUDI	A4 Quattro	Petrol	2.4	1997	2000	253	30	8	2024	5493XS
T297RB	AUDI	A4 Quattro	Petrol	2.4	1997	2000	253	30	8	2024	5493XS
T297RB	AUDI	A4 Quattro	Petrol	2.4	1997	2000	253	30	8	2024	5493XS
T297RB	AUDI	A4 Quattro	Petrol	2.4	1997	2001	253	30	8	2024	5493XS
T297RB	AUDI	A4 Quattro	Petrol	2.8	1996	2001	253	30	8	2024	5493XS
T297RB	AUDI	A4 Quattro	Petrol	2.8	1996	2001	253	30	8	2024	5493XS
T297RB	AUDI	A4 Quattro	Petrol	2.8	1999	2000	253	30	8	2024	5493XS
T297RB	AUDI	RS4 Quattro	Petrol	2.7	2000	2001	253	30	8	2024	5493XS
T297RB	AUDI	S4 Quattro	Petrol	2.7	1997	2001	253	30	8	2024	5493XS
T297RB	AUDI	S4 Quattro	Petrol	2.7	1997	2001	253	30	8	2024	5493XS
T297RB	AUDI	A6	Petrol	2.4	1997	2001	253	30	8	2024	5493XS
T297RB	AUDI	A6	Petrol	2.4	1997	2004	253	30	8	2024	5493XS
T297RB	AUDI	A6	Petrol	2.4	1997	2004	253	30	8	2024	5493XS
T297RB	AUDI	A6	Petrol	2.4	1997	2005	253	30	8	2024	5493XS
T297RB	AUDI	A6	Petrol	2.4	1998	2001	253	30	8	2024	5493XS
T297RB	AUDI	A6	Petrol	2.4	1998	2005	253	30	8	2024	5493XS
T297RB	AUDI	A6	Petrol	2.4	1998	2001	253	30	8	2024	5493XS
T297RB	AUDI	A6	Petrol	2.4	1998	2001	253	30	8	2024	5493XS
T297RB	AUDI	A6	Petrol	2.4	2001	2004	253	30	8	2024	5493XS
T297RB	AUDI	A6	Petrol	2.4	2001	2005	253	30	8	2024	5493XS
T297RB	AUDI	A6	Petrol	2.7	1999	2000	253	30	8	2024	5493XS
T297RB	AUDI	A6	Petrol	2.7	1999	2000	253	30	8	2024	5493XS
T297RB	AUDI	A6	Petrol	2.7	2001	2002	253	30	8	2024	5493XS
T297RB	AUDI	A6	Petrol	2.8	1995	1997	253	30	8	2024	5493XS
T297RB	AUDI	A6	Petrol	2.8	1995	1997	253	30	8	2024	5493XS
T297RB	AUDI	A6	Petrol	2.8	1997	2001	253	30	8	2024	5493XS
T297RB	AUDI	A6	Petrol	2.8	1997	2001	253	30	8	2024	5493XS
T297RB	AUDI	A6	Petrol	2.8	1997	2000	253	30	8	2024	5493XS
T297RB	AUDI	A6	Petrol	2.8	1997	2000	253	30	8	2024	5493XS
T297RB	AUDI	A6	Petrol	2.8	1999	2001	253	30	8	2024	5493XS
T297RB	AUDI	A6	Petrol	2.8	1999	2001	253	30	8	2024	5493XS
T297RB	AUDI	A6 Quattro	Petrol	2.4	1997	2001	253	30	8	2024	5493XS
T297RB	AUDI	A6 Quattro	Petrol	2.4	1997	2001	253	30	8	2024	5493XS
T297RB	AUDI	A6 Quattro	Petrol	2.4	1997	2001	253	30	8	2024	5493XS
T297RB	AUDI	A6 Quattro	Petrol	2.4	1997	2001	253	30	8	2024	5493XS
T297RB	AUDI	A6 Quattro	Petrol	2.4	1998	2001	253	30	8	2024	5493XS
T297RB	AUDI	A6 Quattro	Petrol	2.4	1998	2001	253	30	8	2024	5493XS
T297RB	AUDI	A6 Quattro	Petrol	2.4	2001	2004	253	30	8	2024	5493XS
T297RB	AUDI	A6 Quattro	Petrol	2.4	2001	2005	253	30	8	2024	5493XS
T297RB	AUDI	A6 Quattro	Petrol	2.7	1999	2001	253	30	8	2024	5493XS
T297RB	AUDI	A6 Quattro	Petrol	2.7	1999	2001	253	30	8	2024	5493XS
T297RB	AUDI	A6 Quattro	Petrol	2.7	2001	2005	253	30	8	2024	5493XS
T297RB	AUDI	A6 Quattro	Petrol	2.7	2001	2005	253	30	8	2024	5493XS
T297RB	AUDI	A6 Quattro	Petrol	2.8	1995	1997	253	30	8	2024	5493XS
T297RB	AUDI	A6 Quattro	Petrol	2.8	1995	1997	253	30	8	2024	5493XS
T297RB	AUDI	A6 Quattro	Petrol	2.8	1997	2001	253	30	8	2024	5493XS
T297RB	AUDI	A6 Quattro	Petrol	2.8	1997	2001	253	30	8	2024	5493XS
T297RB	AUDI	A6 Quattro	Petrol	2.8	1998	2001	253	30	8	2024	5493XS
T297RB	AUDI	A6 Quattro	Petrol	2.8	1998	2001	253	30	8	2024	5493XS
T297RB	AUDI	A6 Quattro	Petrol	2.8	1998	2001	253	30	8	2024	5493XS
T297RB	AUDI	A6 Quattro	Petrol	4.2	1999	2005	253	30	8	2024	5493XS
T297RB	AUDI	A6 Quattro	Petrol	4.2	1999	2005	253	30	8	2024	5493XS
T297RB	AUDI	RS6 Quattro	Petrol	4.2	2002	2004	253	30	8	2024	5493XS
T297RB	AUDI	RS6 Quattro	Petrol	4.2	2002	2004	253	30	8	2024	5493XS
T297RB	AUDI	RS6 Quattro	Petrol	4.2	2004	2004	253	30	8	2024	5493XS
T297RB	AUDI	S6 Quattro	Petrol	4.2	1999	2005	253	30	8	2024	5493XS
T297RB	AUDI	S6 Quattro	Petrol	4.2	1999	2005	253	30	8	2024	5493XS
T297RB	AUDI	A8	Petrol	2.8	1996	2002	253	30	8	2024	5493XS
T297RB	AUDI	A8	Petrol	3.7	1998	2002	253	30	8	2024	5493XS
T297RB	AUDI	A8 Quattro	Petrol	2.8	1995	2002	253	30	8	2024	5493XS
T297RB	AUDI	A8 Quattro	Petrol	3.7	1998	2002	253	30	8	2024	5493XS

T297RB

BY REFERENCE

RPM TIMING BELTS



T297RB

T294RB

Article	Make	Model	Fuel	Stroke	Year From	Year Till	# Teeth	TW (mm)	Pitch (mm)	Length (mm)	Gates Crosslist
T297RB	AUDI	A8 Quattro	Petrol	3.7	2002	2006	253	30	8	2024	5493XS
T297RB	AUDI	A8 Quattro	Petrol	4.2	1998	2002	253	30	8	2024	5493XS
T297RB	AUDI	A8 Quattro	Petrol	4.2	1999	2000	253	30	8	2024	5493XS
T297RB	AUDI	A8 Quattro	Petrol	4.2	2002	2006	253	30	8	2024	5493XS
T297RB	AUDI	S8 Quattro	Petrol	4.2	1999	2002	253	30	8	2024	5493XS
T297RB	AUDI	Allroad Quattro	Petrol	2.7	2000	2005	253	30	8	2024	5493XS
T297RB	AUDI	Allroad Quattro	Petrol	2.7	2000	2002	253	30	8	2024	5493XS
T297RB	SKODA	Superb	Petrol	2.8	2001	2008	253	30	8	2024	5493XS
T297RB	SKODA	Superb	Petrol	2.8	2002	2008	253	30	8	2024	5493XS
T297RB	VW	Passat	Petrol	2.8	1997	1999	253	30	8	2024	5493XS
T297RB	VW	Passat	Petrol	2.8	1997	2000	253	30	8	2024	5493XS
T297RB	VW	Passat	Petrol	2.8	1997	2000	253	30	8	2024	5493XS
T297RB	VW	Passat	Petrol	2.8	1999	2000	253	30	8	2024	5493XS
T297RB	VW	Passat	Petrol	2.8	2000	2005	253	30	8	2024	5493XS
T297RB	VW	Passat	Petrol	2.8	2000	2005	253	30	8	2024	5493XS
T297RB	VW	Passat	Petrol	2.8	2000	2005	253	30	8	2024	5493XS
T297RB	VW	Passat Estate/Variant	Petrol	2.8	1997	1999	253	30	8	2024	5493XS
T297RB	VW	Passat Estate/Variant	Petrol	2.8	1997	2000	253	30	8	2024	5493XS
T297RB	VW	Passat Estate/Variant	Petrol	2.8	1999	2000	253	30	8	2024	5493XS
T297RB	VW	Passat Estate/Variant	Petrol	2.8	1999	2000	253	30	8	2024	5493XS
T297RB	VW	Passat Estate/Variant	Petrol	2.8	2000	2005	253	30	8	2024	5493XS
T297RB	VW	Passat Estate/Variant	Petrol	2.8	2000	2005	253	30	8	2024	5493XS
T297RB	VW	Passat Estate/Variant	Petrol	2.8	2000	2005	253	30	8	2024	5493XS
T297RB	VW	Passat Estate/Variant	Petrol	2.8	2000	2005	253	30	8	2024	5493XS
T297RB	VW	Passat Estate/Variant	Petrol	2.8	2000	2005	253	30	8	2024	5493XS
T297RB	VW	Phaeton	Petrol	4.2	2003	2016	253	30	8	2024	5493XS
T297RB	VW	Touareg	Petrol	4.2	2002	2006	253	30	8	2024	5493XS
T294RB											
T294RB	FORD	Cougar	Petrol	2.0	1998	2001	129	25	9,525	1229	5508XS
T294RB	FORD	Focus	Petrol	1.8	1998	2004	129	25	9,525	1229	5508XS
T294RB	FORD	Focus	Petrol	1.8	1998	2005	129	25	9,525	1229	5508XS
T294RB	FORD	Focus	Petrol	2.0	1998	2004	129	25	9,525	1229	5508XS
T294RB	FORD	Focus	Petrol	2.0	1999	2006	129	25	9,525	1229	5508XS
T294RB	FORD	Focus	Petrol	2.0	2002	2004	129	25	9,525	1229	5508XS
T294RB	FORD	Focus	Petrol	2.0	2002	2005	129	25	9,525	1229	5508XS
T294RB	FORD	Focus	LPG (with or without Petrol)	1.8	2002	2004	129	25	9,525	1229	5508XS
T294RB	FORD	Focus Estate/Wagon	Petrol	1.8	1998	2005	129	25	9,525	1229	5508XS
T294RB	FORD	Focus Estate/Wagon	Petrol	2.0	1998	2005	129	25	9,525	1229	5508XS
T294RB	FORD	Focus Estate/Wagon	Petrol	2.0	2002	2005	129	25	9,525	1229	5508XS
T294RB	FORD	Focus Estate/Wagon	LPG (with or without Petrol)	1.8	2003	2005	129	25	9,525	1229	5508XS
T294RB	FORD	Focus Van	Petrol	1.8	1999	2005	129	25	9,525	1229	5508XS
T294RB	FORD	Maverick	Petrol	2.0	2001	2004	129	25	9,525	1229	5508XS
T294RB	FORD	Maverick	Petrol	2.0	2001	2004	129	25	9,525	1229	5508XS
T294RB	FORD	Mondeo	Petrol	1.6	1996	2000	129	25	9,525	1229	5508XS
T294RB	FORD	Mondeo	Petrol	1.6	1996	2000	129	25	9,525	1229	5508XS
T294RB	FORD	Mondeo	Petrol	1.6	1998	2000	129	25	9,525	1229	5508XS
T294RB	FORD	Mondeo	Petrol	1.6	1998	2000	129	25	9,525	1229	5508XS
T294RB	FORD	Mondeo	Petrol	1.8	1996	2000	129	25	9,525	1229	5508XS
T294RB	FORD	Mondeo	Petrol	1.8	1996	2000	129	25	9,525	1229	5508XS
T294RB	FORD	Mondeo	Petrol	2.0	1996	2000	129	25	9,525	1229	5508XS
T294RB	FORD	Mondeo	Petrol	2.0	1996	2000	129	25	9,525	1229	5508XS
T294RB	FORD	Mondeo	Petrol	2.0	1996	2000	129	25	9,525	1229	5508XS
T294RB	FORD	Mondeo Estate/Wagon	Petrol	1.6	1996	2000	129	25	9,525	1229	5508XS
T294RB	FORD	Mondeo Estate/Wagon	Petrol	1.6	1998	2000	129	25	9,525	1229	5508XS
T294RB	FORD	Mondeo Estate/Wagon	Petrol	1.8	1996	2000	129	25	9,525	1229	5508XS
T294RB	FORD	Mondeo Estate/Wagon	Petrol	2.0	1996	2000	129	25	9,525	1229	5508XS
T294RB	FORD	Tourneo Connect	Petrol	1.8	2002	2013	129	25	9,525	1229	5508XS
T294RB	FORD	Tourneo Connect	CNG (with or without Petrol)	1.8	2005	2006	129	25	9,525	1229	5508XS
T294RB	FORD	Tourneo Connect	LPG (with or without Petrol)	1.8	2005	2006	129	25	9,525	1229	5508XS
T294RB	FORD	Transit Connect	Petrol	1.8	2002	2013	129	25	9,525	1229	5508XS
T294RB	FORD	Transit Connect	CNG (with or without Petrol)	1.8	2002	2013	129	25	9,525	1229	5508XS
T294RB	FORD	Transit Connect	LPG (with or without Petrol)	1.8	2002	2013	129	25	9,525	1229	5508XS

BY REFERENCE

RPM TIMING BELTS



Article	Make	Model	Fuel	Stroke	Year From	Year Till	# Teeth	TW (mm)	Pitch (mm)	Length (mm)	Gates Crosslist
T294RB	FORD ASIA & OCEANIA	Focus	Petrol	2.0	1998	2005	129	25	9,525	1229	5508XS
T294RB	FORD ASIA & OCEANIA	Focus	Petrol	2.0	2002	2005	129	25	9,525	1229	5508XS
T294RB	FORD USA	Escape	Petrol	2.0	2001	2004	129	25	9,525	1229	5508XS
T294RB	MAZDA	Tribute	Petrol	2.0	2000	2003	129	25	9,525	1229	5508XS
T294RB	MAZDA	Tribute	Petrol	2.0	2000	2008	129	25	9,525	1229	5508XS
T294RB	MAZDA	Escape	Petrol	2.0	2000		129	25	9,525	1229	5508XS
T291RB											
T291RB	AUDI	A4	Petrol	1.8	1994	2000	152	25	8	1216	5425XS
T291RB	AUDI	A4	Petrol	1.8	1994	2001	152	25	8	1216	5425XS
T291RB	AUDI	A4	Petrol	1.8	1995	2000	152	25	8	1216	5425XS
T291RB	AUDI	A4	Petrol	1.8	1995	2001	152	25	8	1216	5425XS
T291RB	AUDI	A4	Petrol	1.8	1995	2000	152	25	8	1216	5425XS
T291RB	AUDI	A4	Petrol	1.8	1995	2001	152	25	8	1216	5425XS
T291RB	AUDI	A4	Petrol	1.8	1997	2001	152	25	8	1216	5425XS
T291RB	AUDI	A4	Petrol	1.8	1997	2000	152	25	8	1216	5425XS
T291RB	AUDI	A4 Quattro	Petrol	1.8	1994	2000	152	25	8	1216	5425XS
T291RB	AUDI	A4 Quattro	Petrol	1.8	1995	2000	152	25	8	1216	5425XS
T291RB	AUDI	A4 Quattro	Petrol	1.8	1995	2000	152	25	8	1216	5425XS
T291RB	AUDI	A4 Quattro	Petrol	1.8	1996	2001	152	25	8	1216	5425XS
T291RB	AUDI	A4 Quattro	Petrol	1.8	1996	2001	152	25	8	1216	5425XS
T291RB	AUDI	A4 Quattro	Petrol	1.8	1996	2001	152	25	8	1216	5425XS
T291RB	AUDI	A4 Quattro	Petrol	1.8	1997	2000	152	25	8	1216	5425XS
T291RB	AUDI	A4 Quattro	Petrol	1.8	1997	2001	152	25	8	1216	5425XS
T291RB	AUDI	A6	Petrol	1.8	1995	1997	152	25	8	1216	5425XS
T291RB	AUDI	A6	Petrol	1.8	1995	1997	152	25	8	1216	5425XS
T291RB	AUDI	A6	Petrol	1.8	1997	2004	152	25	8	1216	5425XS
T291RB	AUDI	A6	Petrol	1.8	1997	2000	152	25	8	1216	5425XS
T291RB	AUDI	A6	Petrol	1.8	1997	2000	152	25	8	1216	5425XS
T291RB	AUDI	A6	Petrol	1.8	1998	2000	152	25	8	1216	5425XS
T291RB	AUDI	A6	Petrol	1.8	1998	2000	152	25	8	1216	5425XS
T291RB	AUDI	A6	Petrol	1.8	1998	2005	152	25	8	1216	5425XS
T291RB	AUDI	A6 Quattro	Petrol	1.8	1995	1997	152	25	8	1216	5425XS
T291RB	AUDI	A6 Quattro	Petrol	1.8	1995	1997	152	25	8	1216	5425XS
T291RB	AUDI	A6 Quattro	Petrol	1.8	1997	2005	152	25	8	1216	5425XS
T291RB	AUDI	A6 Quattro	Petrol	1.8	1997	2005	152	25	8	1216	5425XS
T291RB	AUDI	A6 Quattro	Petrol	1.8	1997	2000	152	25	8	1216	5425XS
T291RB	AUDI	A6 Quattro	Petrol	1.8	1997	2000	152	25	8	1216	5425XS
T291RB	AUDI	Cabriolet	Petrol	1.8	1997	2000	152	25	8	1216	5425XS
T291RB	VW	Passat	Petrol	1.8	1996	2000	152	25	8	1216	5425XS
T291RB	VW	Passat	Petrol	1.8	1996	2000	152	25	8	1216	5425XS
T291RB	VW	Passat Estate/Variant	Petrol	1.8	1997	2000	152	25	8	1216	5425XS
T288RB											
T288RB	MINIBISHI	Carisma	Petrol	1.8	1995	2006	116	29	8	928	5441XS
T288RB	MINIBISHI	Carisma	Petrol	1.8	1996	2006	116	29	8	928	5441XS
T288RB	MINIBISHI	Delica	Petrol	1.6	1994		116	29	8	928	5441XS
T288RB	MINIBISHI	Delica	Petrol	1.6	1994		116	29	8	928	5441XS
T288RB	MINIBISHI	Emeraude	Petrol	1.8	1992	1994	116	29	8	928	5441XS
T288RB	MINIBISHI	Galant	Petrol	1.8	1997	2001	116	29	8	928	5441XS
T288RB	MINIBISHI	Montero I.O	Petrol	1.8	2001	2005	116	29	8	928	5441XS
T288RB	MINIBISHI	Pajero	Petrol	1.8	1997	2000	116	29	8	928	5441XS
T288RB	MINIBISHI	Pajero I.O	Petrol	1.8	1999	2007	116	29	8	928	5441XS
T288RB	MINIBISHI	Pajero I.O	Petrol	1.8	2001	2005	116	29	8	928	5441XS
T288RB	MINIBISHI	Pajero Pinin	Petrol	1.8	1999	2001	116	29	8	928	5441XS
T288RB	MINIBISHI	Pajero Pinin	Petrol	1.8	2001	2005	116	29	8	928	5441XS
T288RB	MINIBISHI	Shogun Pinin	Petrol	1.8	2001	2005	116	29	8	928	5441XS
T288RB	MINIBISHI	Space Star	Petrol	1.8	2002	2004	116	29	8	928	5441XS
T288RB	MINIBISHI	Pajero I.O.	Petrol	1.8	1998		116	29	8	928	5441XS
T286RB											
T286RB	HONDA	Accord	Petrol	3.0	1997	2003	197	26	8	1576	T286

T294RB


T291RB

T288RB

T286RB

BY REFERENCE

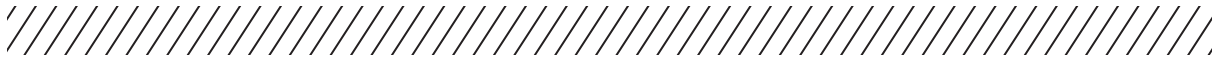
RPM TIMING BELTS



Article	Make	Model	Fuel	Stroke	Year From	Year Till	# Teeth	TW (mm)	Pitch (mm)	Length (mm)	Gates Crosslist
T286RB	HONDA	Accord Coupe	Petrol	3.0	1998	2003	197	26	8	1576	T286
T286RB	HONDA	Accord Coupe	Petrol	3.0	2001	2003	197	26	8	1576	T286
T286RB	HONDA	Avancier	Petrol	3.0	1999		197	26	8	1576	T286
T286RB	HONDA	Inspire	Petrol	2.5	1999	2006	197	26	8	1576	T286
T286RB	HONDA	Odyssey	Petrol	3.0	1997	1999	197	26	8	1576	T286
T286RB	HONDA	MR-V	Petrol	3.5	2002	2004	197	26	8	1576	T286
T286RB	HONDA	Saber	Petrol	2.5	1999	2006	197	26	8	1576	T286
T286RB	HONDA	Saber	Petrol	3.2	1999	2006	197	26	8	1576	T286
T286RB	HONDA	Saber	Petrol	2.5	1995	2003	197	26	8	1576	T286
T281RB											
T281RB	FORD ASIA & OCEANIA	Telstar Wagon	Petrol	2.0	1992	1997	168	25	8	1344	5287XS
T281RB	KIA	Clarus	Petrol	2.0	1996	2000	168	25	8	1344	5287XS
T281RB	KIA	Clarus	Petrol	2.0	1999	2000	168	25	8	1344	5287XS
T281RB	KIA	Credos	Petrol	2.0	1996	2000	168	25	8	1344	5287XS
T281RB	KIA	Retona	Petrol	2.0	1999	2001	168	25	8	1344	5287XS
T281RB	KIA	Sportage	Petrol	2.0	1999	2002	168	25	8	1344	5287XS
T281RB	KIA	Sportage	Petrol	2.0	1994	2004	168	25	8	1344	5287XS
T281RB	KIA	Sportage	Petrol	2.0	1995	2003	168	25	8	1344	5287XS
T281RB	KIA	Sportage	Petrol	2.0	2000	2002	168	25	8	1344	5287XS
T281RB	KIA	Sportage	Petrol	2.0	2000	2002	168	25	8	1344	5287XS
T281RB	MAZDA	626	Petrol	2.0	1987	1991	168	25	8	1344	5287XS
T281RB	MAZDA	626	Petrol	2.0	1987	1989	168	25	8	1344	5287XS
T281RB	MAZDA	626	Petrol	2.0	1987	1991	168	25	8	1344	5287XS
T281RB	MAZDA	626	Petrol	2.0	1987	1991	168	25	8	1344	5287XS
T281RB	MAZDA	626	Petrol	2.0	1987	1992	168	25	8	1344	5287XS
T281RB	MAZDA	626	Petrol	2.0	1989	1991	168	25	8	1344	5287XS
T281RB	MAZDA	626	Petrol	2.0	1989	1991	168	25	8	1344	5287XS
T281RB	MAZDA	626 Coupe	Petrol	2.0	1987	1989	168	25	8	1344	5287XS
T281RB	MAZDA	626 Coupe	Petrol	2.0	1987	1991	168	25	8	1344	5287XS
T281RB	MAZDA	626 Estate/Wagon	Petrol	2.0	1988	1992	168	25	8	1344	5287XS
T281RB	MAZDA	626 Estate/Wagon	Petrol	2.0	1988	1997	168	25	8	1344	5287XS
T281RB	MAZDA	Capella	Petrol	1.8	1987	1991	168	25	8	1344	5287XS
T281RB	MAZDA	Capella	Petrol	1.8	1988	1998	168	25	8	1344	5287XS
T281RB	MAZDA	Capella	Petrol	1.8	1988	1991	168	25	8	1344	5287XS
T281RB	MAZDA	Capella	Petrol	2.0	1987	1991	168	25	8	1344	5287XS
T281RB	MAZDA	Capella	Petrol	2.0	1990	1998	168	25	8	1344	5287XS
T281RB	MAZDA	Eunos 300	Petrol	1.8	1989	1992	168	25	8	1344	5287XS
T281RB	MAZDA	Eunos 300	Petrol	2.0	1989	1992	168	25	8	1344	5287XS
T281RB	MAZDA	Persona	Petrol	1.8	1988	1992	168	25	8	1344	5287XS
T281RB	MAZDA	Persona	Petrol	2.0	1988	1992	168	25	8	1344	5287XS
T281RB	MAZDA	Capella Cargo	Petrol	1.8	1992	1997	168	25	8	1344	5287XS
T281RB	MAZDA	Capella Cargo	Petrol	2.0	1992	1997	168	25	8	1344	5287XS
T281RB	MAZDA	Telster	Petrol	1.8	1987	1991	168	25	8	1344	5287XS
T281RB	MAZDA	Telster	Petrol	1.8	1987	1991	168	25	8	1344	5287XS
T281RB	MAZDA	Telster	Petrol	1.8	1987	1991	168	25	8	1344	5287XS
T281RB	MAZDA	Telster	Petrol	1.8	1992	1997	168	25	8	1344	5287XS
T281RB	MAZDA	Telster	Petrol	2.0	1987	1991	168	25	8	1344	5287XS
T281RB	MAZDA	Telster	Petrol	2.0	1990	1997	168	25	8	1344	5287XS
T265RB											
T265RB	CHRYSLER	Caravan	Petrol	2.4	1994	2000	146	28	9,525	1391	T265
T265RB	CHRYSLER	Cirrus	Petrol	2.4	2000	2007	146	28	9,525	1391	T265
T265RB	CHRYSLER	Cirrus	Petrol	2.4	2004	2007	146	28	9,525	1391	T265
T265RB	CHRYSLER	Cirrus	Petrol	2.4	1994	2000	146	28	9,525	1391	T265
T265RB	CHRYSLER	Grand Voyager	Petrol	2.4	1995	2001	146	28	9,525	1391	T265
T265RB	CHRYSLER	Grand Voyager	Petrol	2.4	1997	2000	146	28	9,525	1391	T265
T265RB	CHRYSLER	Grand Voyager	Petrol	2.4	1998	2001	146	28	9,525	1391	T265
T265RB	CHRYSLER	Grand Voyager	Petrol	2.4	2000	2007	146	28	9,525	1391	T265
T265RB	CHRYSLER	Grand Voyager	Petrol	2.4	2001	2006	146	28	9,525	1391	T265
T265RB	CHRYSLER	PT Cruiser	Petrol	2.4	2000	2010	146	28	9,525	1391	T265
T265RB	CHRYSLER	PT Cruiser	Petrol	2.4	2003	2008	146	28	9,525	1391	T265

BY REFERENCE

RPM TIMING BELTS




Article	Make	Model	Fuel	Stroke	Year From	Year Till	# Teeth	TW (mm)	Pitch (mm)	Length (mm)	Gates Crosslist
T265RB	CHRYSLER	PT Cruiser	Petrol	2.4	2004	2009	146	28	9,525	1391	T265
T265RB	CHRYSLER	PT Cruiser	Petrol	2.4	2004	2010	146	28	9,525	1391	T265
T265RB	CHRYSLER	PT Cruiser	Petrol	2.4	2005	2010	146	28	9,525	1391	T265
T265RB	CHRYSLER	Sebring	Petrol	2.4	2000	2007	146	28	9,525	1391	T265
T265RB	CHRYSLER	Sebring	Petrol	2.4	2000	2007	146	28	9,525	1391	T265
T265RB	CHRYSLER	Sebring	Petrol	2.4	2001	2007	146	28	9,525	1391	T265
T265RB	CHRYSLER	Sebring	Petrol	2.4	2001	2007	146	28	9,525	1391	T265
T265RB	CHRYSLER	Sebring	Petrol	2.4	2001	2007	146	28	9,525	1391	T265
T265RB	CHRYSLER	Stratus	Petrol	2.4	1995	2000	146	28	9,525	1391	T265
T265RB	CHRYSLER	Stratus	Petrol	2.4	1995	2001	146	28	9,525	1391	T265
T265RB	CHRYSLER	Voyager	Petrol	2.4	1995	2001	146	28	9,525	1391	T265
T265RB	CHRYSLER	Voyager	Petrol	2.4	1995	2001	146	28	9,525	1391	T265
T265RB	CHRYSLER	Voyager	Petrol	2.4	2000	2008	146	28	9,525	1391	T265
T265RB	DODGE	Caravan	Petrol	2.4	1995	2000	146	28	9,525	1391	T265
T265RB	DODGE	Caravan	Petrol	2.4	2001	2007	146	28	9,525	1391	T265
T265RB	DODGE	Stratus	Petrol	2.4	1995	2000	146	28	9,525	1391	T265
T265RB	DODGE	Stratus	Petrol	2.4	1995	2001	146	28	9,525	1391	T265
T265RB	DODGE	Stratus	Petrol	2.4	2000	2002	146	28	9,525	1391	T265
T265RB	DODGE	Stratus	Petrol	2.4	2000	2002	146	28	9,525	1391	T265
T265RB	DODGE	Stratus	Petrol	2.4	2000	2006	146	28	9,525	1391	T265
T265RB	GAZ	Volga	Petrol	2.4	2008	2010	146	28	9,525	1391	T265
T265RB	GAZ	Volga	Petrol	2.4	2008	2010	146	28	9,525	1391	T265
T265RB	GAZ	Volga Siber	Petrol	2.4	2007	2011	146	28	9,525	1391	T265
T265RB	GAZ	Volga Siber	Petrol	2.4	2007	2011	146	28	9,525	1391	T265
T265RB	JEEP	Cherokee	Petrol	2.4	2001	2005	146	28	9,525	1391	T265
T265RB	JEEP	Cherokee	Petrol	2.4	2001	2004	146	28	9,525	1391	T265
T265RB	JEEP	Liberty	Petrol	2.4	2001	2005	146	28	9,525	1391	T265
T265RB	JEEP	Liberty	Petrol	2.4	2001	2005	146	28	9,525	1391	T265
T265RB	JEEP	Liberty	Petrol	2.4	2001	2005	146	28	9,525	1391	T265
T265RB	JEEP	Wrangler	Petrol	2.4	2002	2006	146	28	9,525	1391	T265
T265RB	PLYMOUTH	Breeze	Petrol	2.4	1995	2000	146	28	9,525	1391	T265
T265RB	PLYMOUTH	Voyager	Petrol	2.4	1995	1997	146	28	9,525	1391	T265
T265RB	PLYMOUTH	Voyager	Petrol	2.4	1995	2000	146	28	9,525	1391	T265
T262RB											
T262RB	AUDI	80	Petrol	2.0	1990	1991	124	18	9,525	1181	5308
T262RB	AUDI	80	Petrol	2.0	1991	1995	124	18	9,525	1181	5308
T262RB	AUDI	80	Petrol	2.0	1991	1995	124	18	9,525	1181	5308
T262RB	AUDI	80	Petrol	2.0	1992	1995	124	18	9,525	1181	5308
T262RB	AUDI	80	Petrol	2.0	1992	1995	124	18	9,525	1181	5308
T262RB	AUDI	80 Quattro	Petrol	2.0	1990	1991	124	18	9,525	1181	5308
T262RB	AUDI	80 Quattro	Petrol	2.0	1991	1994	124	18	9,525	1181	5308
T262RB	AUDI	80 Quattro	Petrol	2.0	1993	1995	124	18	9,525	1181	5308
T262RB	AUDI	80 Quattro	Petrol	2.0	1993	1995	124	18	9,525	1181	5308
T262RB	AUDI	100	Petrol	2.0	1990	1993	124	18	9,525	1181	5308
T262RB	AUDI	100	Petrol	2.0	1990	1994	124	18	9,525	1181	5308
T262RB	AUDI	100	Petrol	2.0	1990	1994	124	18	9,525	1181	5308
T262RB	AUDI	100	Petrol	2.0	1990	1994	124	18	9,525	1181	5308
T262RB	AUDI	100 Quattro	Petrol	2.0	1990	1992	124	18	9,525	1181	5308
T262RB	AUDI	100 Quattro	Petrol	2.0	1990	1992	124	18	9,525	1181	5308
T262RB	AUDI	A6	Petrol	2.0	1994	1995	124	18	9,525	1181	5308
T262RB	AUDI	A6	Petrol	2.0	1994	1996	124	18	9,525	1181	5308
T262RB	AUDI	A6	Petrol	2.0	1994	1996	124	18	9,525	1181	5308
T262RB	AUDI	A6	Petrol	2.0	1994	1996	124	18	9,525	1181	5308
T262RB	AUDI	A6	Petrol	2.0	1994	1997	124	18	9,525	1181	5308
T262RB	AUDI	Cabriolet	Petrol	2.0	1993	1998	124	18	9,525	1181	5308
T262RB	AUDI	Coupe	Petrol	2.0	1989	1996	124	18	9,525	1181	5308
T262RB	SEAT	Alhambra	Petrol	2.0	1996	2010	124	18	9,525	1181	5308
T262RB	SEAT	Alhambra Van	Petrol	2.0	1996	2010	124	18	9,525	1181	5308
T262RB	SEAT	Cordoba	Petrol	2.0	1993	1999	124	18	9,525	1181	5308
T262RB	SEAT	Ibiza	Petrol	2.0	1993	1999	124	18	9,525	1181	5308

T265RB
T262RB

BY REFERENCE

RPM TIMING BELTS



T262RB

T256RB

Article	Make	Model	Fuel	Stroke	Year From	Year Till	# Teeth	TW (mm)	Pitch (mm)	Length (mm)	Gates Crosslist
T262RB	SEAT	Toledo	Petrol	2.0	1991	1998	124	18	9,525	1181	5308
T262RB	VW	Campmobile	Petrol	2.0	1990	1998	124	18	9,525	1181	5308
T262RB	VW	Caravelle	Petrol	2.0	1990	2003	124	18	9,525	1181	5308
T262RB	VW	Corrado	Petrol	2.0	1992	1995	124	18	9,525	1181	5308
T262RB	VW	Golf	Petrol	2.0	1991	1997	124	18	9,525	1181	5308
T262RB	VW	Golf	Petrol	2.0	1995	1997	124	18	9,525	1181	5308
T262RB	VW	Golf	Petrol	2.0	1996	1997	124	18	9,525	1181	5308
T262RB	VW	Golf Cabrio	Petrol	2.0	1994	1998	124	18	9,525	1181	5308
T262RB	VW	Golf Cabrio	Petrol	2.0	1998	2002	124	18	9,525	1181	5308
T262RB	VW	Golf Estate/Variant	Petrol	2.0	1993	1999	124	18	9,525	1181	5308
T262RB	VW	Golf Estate/Variant	Petrol	2.0	1995	1996	124	18	9,525	1181	5308
T262RB	VW	Golf Estate/Variant	Petrol	2.0	1996	1997	124	18	9,525	1181	5308
T262RB	VW	Golf Van (Hatchback)	Petrol	2.0	1991	1997	124	18	9,525	1181	5308
T262RB	VW	Multivan	Petrol	2.0	1992	2003	124	18	9,525	1181	5308
T262RB	VW	Passat	Petrol	2.0	1990	1996	124	18	9,525	1181	5308
T262RB	VW	Passat	Petrol	2.0	1990	1997	124	18	9,525	1181	5308
T262RB	VW	Passat	Petrol	2.0	1995	1996	124	18	9,525	1181	5308
T262RB	VW	Passat Estate/Variant	Petrol	2.0	1990	1996	124	18	9,525	1181	5308
T262RB	VW	Passat Estate/Variant	Petrol	2.0	1990	1996	124	18	9,525	1181	5308
T262RB	VW	Passat Estate/Variant	Petrol	2.0	1995	1996	124	18	9,525	1181	5308
T262RB	VW	Passat Van	Petrol	2.0	1988	1995	124	18	9,525	1181	5308
T262RB	VW	Passat Van	Petrol	2.0	1989	1995	124	18	9,525	1181	5308
T262RB	VW	Sharan	Petrol	2.0	1995	2010	124	18	9,525	1181	5308
T262RB	VW	Sharan Van	Petrol	2.0	1996	2002	124	18	9,525	1181	5308
T262RB	VW	Transporter	Petrol	2.0	1990	2000	124	18	9,525	1181	5308
T262RB	VW	Transporter	Petrol	2.0	1990	2003	124	18	9,525	1181	5308
T262RB	VW	Transporter	Petrol	2.0	1990	2003	124	18	9,525	1181	5308
T262RB	VW	Vento	Petrol	2.0	1991	1997	124	18	9,525	1181	5308
T262RB	VW	Vento	Petrol	2.0	1995	1997	124	18	9,525	1181	5308

T256RB

T256RB	MINIBUS	Chariot Grandis	Petrol	2.4	2000	2003	154	29	9,525	1467	5534XS
T256RB	MINIBUS	Chariot	Petrol	2.4	1997	2003	154	29	9,525	1467	5534XS
T256RB	MINIBUS	Chariot Grandis	Petrol	2.4	1997	2000	154	29	9,525	1467	5534XS
T256RB	MINIBUS	Chariot Grandis	Petrol	2.4	1998	2000	154	29	9,525	1467	5534XS
T256RB	MINIBUS	Chariot Grandis	Petrol	2.4	2000	2003	154	29	9,525	1467	5534XS
T256RB	MINIBUS	Chariot Grandis	Petrol	2.4	2000	2003	154	29	9,525	1467	5534XS
T256RB	MINIBUS	Galant	Petrol	2.4	1999	2001	154	29	9,525	1467	5534XS
T256RB	MINIBUS	Galant	Petrol	2.4	2001	2003	154	29	9,525	1467	5534XS
T256RB	MINIBUS	Galant Estate/Wagon	Petrol	2.4	1999	2001	154	29	9,525	1467	5534XS
T256RB	MINIBUS	Galant Estate/Wagon	Petrol	2.4	1999	2003	154	29	9,525	1467	5534XS
T256RB	MINIBUS	Grandis	Petrol	2.4	1997	2003	154	29	9,525	1467	5534XS
T256RB	MINIBUS	RVR	Petrol	2.4	1999	2003	154	29	9,525	1467	5534XS
T256RB	MINIBUS	Space Runner	Petrol	2.4	1999	2003	154	29	9,525	1467	5534XS
T256RB	MINIBUS	Space Runner	Petrol	2.4	1999	2003	154	29	9,525	1467	5534XS
T256RB	MINIBUS	Space Wagon	Petrol	2.4	1998	2004	154	29	9,525	1467	5534XS
T256RB	MINIBUS	Space Wagon	Petrol	2.4	1998	2004	154	29	9,525	1467	5534XS
T256RB	MINIBUS	Space Wagon	Petrol	2.4	1998	2004	154	29	9,525	1467	5534XS
T256RB	MINIBUS	Space Wagon	Petrol	2.4	2000	2004	154	29	9,525	1467	5534XS
T252RB	MINIBUS	Laguna	Petrol	2.0	1995	2001	148	23	9,525	1410	5378XS
T252RB	MINIBUS	Laguna	Petrol	2.0	1995	2001	148	23	9,525	1410	5378XS
T252RB	MINIBUS	Laguna	Petrol	2.0	1995	2001	148	23	9,525	1410	5378XS
T252RB	MINIBUS	Laguna Estate/Break	Petrol	2.0	1995	2001	148	23	9,525	1410	5378XS
T252RB	MINIBUS	Laguna Estate/Break	Petrol	2.0	1995	2001	148	23	9,525	1410	5378XS
T252RB	MINIBUS	Safrane	Petrol	2.0	1996	2000	148	23	9,525	1410	5378XS
T252RB	MINIBUS	Safrane	Petrol	2.5	1996	2000	148	23	9,525	1410	5378XS
T252RB	MINIBUS	850	Petrol	2.0	1991	1996	148	23	9,525	1410	5378XS
T252RB	MINIBUS	850	Petrol	2.0	1993	1996	148	23	9,525	1410	5378XS
T252RB	MINIBUS	850	Petrol	2.0	1993	1996	148	23	9,525	1410	5378XS
T252RB	MINIBUS	850	Petrol	2.3	1993	1996	148	23	9,525	1410	5378XS
T252RB	MINIBUS	850	Petrol	2.3	1994	1997	148	23	9,525	1410	5378XS
T252RB	MINIBUS	850	Petrol	2.3	1995	1996	148	23	9,525	1410	5378XS

BY REFERENCE

RPM TIMING BELTS




Article	Make	Model	Fuel	Stroke	Year From	Year Till	# Teeth	TW (mm)	Pitch (mm)	Length (mm)	Gates Crosslist
T252RB	VOLVO	850	Petrol	2.3	1995	1996	148	23	9,525	1410	5378XS
T252RB	VOLVO	850	Petrol	2.4	1991	1997	148	23	9,525	1410	5378XS
T252RB	VOLVO	850	Petrol	2.4	1993	1997	148	23	9,525	1410	5378XS
T252RB	VOLVO	850 Estate/Combi	Petrol	2.0	1993	1997	148	23	9,525	1410	5378XS
T252RB	VOLVO	850 Estate/Combi	Petrol	2.0	1993	1997	148	23	9,525	1410	5378XS
T252RB	VOLVO	850 Estate/Combi	Petrol	2.0	1993	1997	148	23	9,525	1410	5378XS
T252RB	VOLVO	850 Estate/Combi	Petrol	2.3	1993	1996	148	23	9,525	1410	5378XS
T252RB	VOLVO	850 Estate/Combi	Petrol	2.3	1995	1997	148	23	9,525	1410	5378XS
T252RB	VOLVO	850 Estate/Combi	Petrol	2.3	1995	1997	148	23	9,525	1410	5378XS
T252RB	VOLVO	850 Estate/Combi	Petrol	2.3	1995	1997	148	23	9,525	1410	5378XS
T252RB	VOLVO	850 Estate/Combi	Petrol	2.4	1992	1997	148	23	9,525	1410	5378XS
T252RB	VOLVO	850 Estate/Combi	Petrol	2.4	1993	1997	148	23	9,525	1410	5378XS
T252RB	VOLVO	850 Estate/Combi	Petrol	2.4	1996	1997	148	23	9,525	1410	5378XS
T252RB	VOLVO	960	Petrol	2.5	1993	1996	148	23	9,525	1410	5378XS
T252RB	VOLVO	960	Petrol	2.9	1990	1996	148	23	9,525	1410	5378XS
T252RB	VOLVO	960 Estate/Combi	Petrol	2.5	1993	1996	148	23	9,525	1410	5378XS
T252RB	VOLVO	960 Estate/Combi	Petrol	2.9	1990	1996	148	23	9,525	1410	5378XS
T252RB	VOLVO	C70	Petrol	2.0	1997	2000	148	23	9,525	1410	5378XS
T252RB	VOLVO	C70	Petrol	2.0	1998	1998	148	23	9,525	1410	5378XS
T252RB	VOLVO	C70	Petrol	2.0	1998	1998	148	23	9,525	1410	5378XS
T252RB	VOLVO	C70	Petrol	2.0	1998	2000	148	23	9,525	1410	5378XS
T252RB	VOLVO	C70	Petrol	2.3	1997	2002	148	23	9,525	1410	5378XS
T252RB	VOLVO	C70	Petrol	2.3	1998	2005	148	23	9,525	1410	5378XS
T252RB	VOLVO	C70	Petrol	2.4	1997	2002	148	23	9,525	1410	5378XS
T252RB	VOLVO	S40	Petrol	1.6	1995	1999	148	23	9,525	1410	5378XS
T252RB	VOLVO	S40	Petrol	1.8	1995	1999	148	23	9,525	1410	5378XS
T252RB	VOLVO	S40	Petrol	1.9	1997	2000	148	23	9,525	1410	5378XS
T252RB	VOLVO	S40	Petrol	2.0	1995	1999	148	23	9,525	1410	5378XS
T252RB	VOLVO	S40	Petrol	2.0	1995	2003	148	23	9,525	1410	5378XS
T252RB	VOLVO	S40	Petrol	2.0	1997	2003	148	23	9,525	1410	5378XS
T252RB	VOLVO	S70	Petrol	2.0	1996	1998	148	23	9,525	1410	5378XS
T252RB	VOLVO	S70	Petrol	2.0	1996	1998	148	23	9,525	1410	5378XS
T252RB	VOLVO	S70	Petrol	2.0	1996	2000	148	23	9,525	1410	5378XS
T252RB	VOLVO	S70	Petrol	2.0	1997	2000	148	23	9,525	1410	5378XS
T252RB	VOLVO	S70	Petrol	2.0	1998	2000	148	23	9,525	1410	5378XS
T252RB	VOLVO	S70	Petrol	2.3	1996	1998	148	23	9,525	1410	5378XS
T252RB	VOLVO	S70	Petrol	2.3	1996	2000	148	23	9,525	1410	5378XS
T252RB	VOLVO	S70	Petrol	2.3	1997	2000	148	23	9,525	1410	5378XS
T252RB	VOLVO	S70	Petrol	2.3	1997	2000	148	23	9,525	1410	5378XS
T252RB	VOLVO	S70	Petrol	2.3	1998	2000	148	23	9,525	1410	5378XS
T252RB	VOLVO	S70	Petrol	2.4	1996	1999	148	23	9,525	1410	5378XS
T252RB	VOLVO	S70	Petrol	2.4	1996	2000	148	23	9,525	1410	5378XS
T252RB	VOLVO	S70	Petrol	2.4	1996	2000	148	23	9,525	1410	5378XS
T252RB	VOLVO	V40	Petrol	1.6	1995	1999	148	23	9,525	1410	5378XS
T252RB	VOLVO	V40	Petrol	1.8	1995	1999	148	23	9,525	1410	5378XS
T252RB	VOLVO	V40	Petrol	1.9	1997	2000	148	23	9,525	1410	5378XS
T252RB	VOLVO	V40	Petrol	2.0	1996	1999	148	23	9,525	1410	5378XS
T252RB	VOLVO	V40	Petrol	2.0	1996	2004	148	23	9,525	1410	5378XS
T252RB	VOLVO	V40	Petrol	2.0	1997	2004	148	23	9,525	1410	5378XS
T252RB	VOLVO	V70	Petrol	2.0	1996	1998	148	23	9,525	1410	5378XS
T252RB	VOLVO	V70	Petrol	2.0	1996	1998	148	23	9,525	1410	5378XS
T252RB	VOLVO	V70	Petrol	2.0	1996	2000	148	23	9,525	1410	5378XS
T252RB	VOLVO	V70	Petrol	2.0	1996	2000	148	23	9,525	1410	5378XS
T252RB	VOLVO	V70	Petrol	2.0	1997	2000	148	23	9,525	1410	5378XS
T252RB	VOLVO	V70	Petrol	2.3	1996	2000	148	23	9,525	1410	5378XS
T252RB	VOLVO	V70	Petrol	2.3	1996	2000	148	23	9,525	1410	5378XS
T252RB	VOLVO	V70	Petrol	2.3	1997	1999	148	23	9,525	1410	5378XS
T252RB	VOLVO	V70	Petrol	2.3	1997	2000	148	23	9,525	1410	5378XS
T252RB	VOLVO	V70	Petrol	2.3	1997	2000	148	23	9,525	1410	5378XS
T252RB	VOLVO	V70	Petrol	2.3	1997	2000	148	23	9,525	1410	5378XS
T252RB	VOLVO	V70	Petrol	2.3	1997	2000	148	23	9,525	1410	5378XS
T252RB	VOLVO	V70	Petrol	2.3	2000	2004	148	23	9,525	1410	5378XS

T256RB

BY REFERENCE

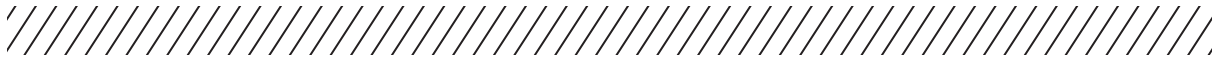
RPM TIMING BELTS



Article	Make	Model	Fuel	Stroke	Year From	Year Till	# Teeth	TW (mm)	Pitch (mm)	Length (mm)	Gates Crosslist
T252RB	VOLVO	V70	Petrol	2.4	1997	2000	148	23	9,525	1410	5378XS
T252RB	VOLVO	V70	Petrol	2.4	1997	2000	148	23	9,525	1410	5378XS
T252RB	VOLVO	V70	Petrol	2.4	1997	2000	148	23	9,525	1410	5378XS
T252RB	VOLVO	V70 XC	Petrol	2.0	1997	1999	148	23	9,525	1410	5378XS
T252RB	VOLVO	V70 XC	Petrol	2.4	1997	2002	148	23	9,525	1410	5378XS
T251RB											
T251RB	INFINITI	J30	Petrol	3.0	1992	1997	228	32	8	1824	5387XS
T251RB	NISSAN	300ZX	Petrol	3.0	1990	1995	228	32	8	1824	5387XS
T251RB	NISSAN	300ZX	Petrol	3.0	1990	1996	228	32	8	1824	5387XS
T251RB	NISSAN	Cedric	Petrol	2.0	1989	1993	228	32	8	1824	5387XS
T251RB	NISSAN	Cedric	Petrol	3.0	1991		228	32	8	1824	5387XS
T251RB	NISSAN	Cedric	Petrol	3.0	1991	1995	228	32	8	1824	5387XS
T251RB	NISSAN	Cima	Petrol	3.0	1988	1991	228	32	8	1824	5387XS
T251RB	NISSAN	Cima	Petrol	3.0	1993	1996	228	32	8	1824	5387XS
T251RB	NISSAN	Fairlady Z	Petrol	3.0	1983		228	32	8	1824	5387XS
T251RB	NISSAN	Fairlady Z	Petrol	3.0	1989		228	32	8	1824	5387XS
T251RB	NISSAN	Gloria	Petrol	2.0	1989	1993	228	32	8	1824	5387XS
T251RB	NISSAN	Gloria	Petrol	3.0	1991		228	32	8	1824	5387XS
T251RB	NISSAN	Gloria	Petrol	3.0	1991		228	32	8	1824	5387XS
T251RB	NISSAN	Fairlady Z	Petrol	3.0	1990	1996	228	32	8	1824	5387XS
T251RB	NISSAN	Leopard	Petrol	3.0	1986		228	32	8	1824	5387XS
T251RB	NISSAN	Leopard	Petrol	3.0	1986		228	32	8	1824	5387XS
T251RB	NISSAN	Leonard	Petrol	3.0	1992	1996	228	32	8	1824	5387XS
T249RB											
T249RB	INFINITI	QX4	Petrol	3.3	1996	2002	133	25	9,525	1267	5448XS
T249RB	INFINITI	QX4	Petrol	3.3	1996	2002	133	25	9,525	1267	5448XS
T249RB	NISSAN	Caravan	Petrol	3.0	1990		133	25	9,525	1267	5448XS
T249RB	NISSAN	Cedric	Petrol	3.0	1987		133	25	9,525	1267	5448XS
T249RB	NISSAN	Cedric	Petrol	3.0	1991		133	25	9,525	1267	5448XS
T249RB	NISSAN	Cedric	Petrol	3.0	1995	1996	133	25	9,525	1267	5448XS
T249RB	NISSAN	Gloria	Petrol	3.0	1987		133	25	9,525	1267	5448XS
T249RB	NISSAN	Gloria	Petrol	3.0	1991		133	25	9,525	1267	5448XS
T249RB	NISSAN	Gloria	Petrol	3.0	1995	1996	133	25	9,525	1267	5448XS
T249RB	NISSAN	Homy	Petrol	3.0	1990		133	25	9,525	1267	5448XS
T249RB	NISSAN	Maxima	Petrol	3.0	1988	1994	133	25	9,525	1267	5448XS
T249RB	NISSAN	Pathfinder	Petrol	3.0	1990	1995	133	25	9,525	1267	5448XS
T249RB	NISSAN	Pathfinder	Petrol	3.3	1995	2000	133	25	9,525	1267	5448XS
T249RB	NISSAN	Pathfinder	Petrol	3.3	1995	2000	133	25	9,525	1267	5448XS
T249RB	NISSAN	Pathfinder	Petrol	3.3	1995	2005	133	25	9,525	1267	5448XS
T249RB	NISSAN	Quest	Petrol	3.0	1992	1998	133	25	9,525	1267	5448XS
T249RB	NISSAN	Quest	Petrol	3.3	1998	2003	133	25	9,525	1267	5448XS
T249RB	NISSAN	Sani	Petrol	3.3	1995	2000	133	25	9,525	1267	5448XS
T249RB	NISSAN	Terrano	Petrol	3.3	1997	2004	133	25	9,525	1267	5448XS
T247RB											
T247RB	HONDA	Civic	Petrol	1.6	1997	2000	126	26	9,525	1200	5506XS
T247RB	HONDA	Civic	Petrol	1.8	1997	2001	126	26	9,525	1200	5506XS
T247RB	HONDA	Civic Aerodeck	Petrol	1.8	1998	2001	126	26	9,525	1200	5506XS
T247RB	HONDA	Integra	Petrol	1.8	1993	2001	126	26	9,525	1200	5506XS
T247RB	HONDA	Integra	Petrol	1.8	1993	2001	126	26	9,525	1200	5506XS
T247RB	HONDA	Integra	Petrol	1.8	1993	2001	126	26	9,525	1200	5506XS
T247RB	HONDA	Integra	Petrol	1.8	1993	2001	126	26	9,525	1200	5506XS
T247RB	HONDA	Integra	Petrol	1.8	1993	2001	126	26	9,525	1200	5506XS
T247RB	HONDA	Integra	Petrol	1.8	1997	2001	126	26	9,525	1200	5506XS
T246RB											
T246RB	CHRYSLER	Neon	Petrol	2.0	1994	1999	150	29	9,525	1429	T246
T246RB	CHRYSLER	Neon	Petrol	2.0	1994	1998	150	29	9,525	1429	T246
T246RB	CHRYSLER	Neon	Petrol	2.0	1996	1999	150	29	9,525	1429	T246
T246RB	CHRYSLER	Neon (Nato)	Petrol	2.0	1996	2000	150	29	9,525	1429	T246
T246RB	CHRYSLER	PT Cruiser	Petrol	2.0	2000	2004	150	29	9,525	1429	T246
T246RB	CHRYSLER	PT Cruiser	Petrol	2.0	2002	2004	150	29	9,525	1429	T246
T246RB	CHRYSLER	PT Cruiser	Petrol	2.0	2003	2004	150	29	9,525	1429	T246

BY REFERENCE

RPM TIMING BELTS



Article	Make	Model	Fuel	Stroke	Year From	Year Till	# Teeth	TW (mm)	Pitch (mm)	Length (mm)	Gates Crosslist
T246RB	CHRYSLER	Sebring	Petrol	2.0	2000	2005	150	29	9,525	1429	T246
T246RB	CHRYSLER	Sebring	Petrol	2.0	2000	2005	150	29	9,525	1429	T246
T246RB	DODGE	Neon	Petrol	2.0	1994	1996	150	29	9,525	1429	T246
T246RB	DODGE	Neon	Petrol	2.0	1994	1999	150	29	9,525	1429	T246
T246RB	DODGE	Neon	Petrol	2.0	1994	1999	150	29	9,525	1429	T246
T246RB	DODGE	Neon	Petrol	2.0	1996	1999	150	29	9,525	1429	T246
T246RB	DODGE	Neon	Petrol	2.0	1996	1999	150	29	9,525	1429	T246
T246RB	GAZ	Volga Siber	Petrol	2.0	2007	2011	150	29	9,525	1429	T246
T246RB	PLYMOUTH	Neon	Petrol	2.0	1994	1999	150	29	9,525	1429	T246
T246RB	PLYMOUTH	Neon	Petrol	2.0	1994	1999	150	29	9,525	1429	T246
T246RB	PLYMOUTH	Neon	Petrol	2.0	1994	1999	150	29	9,525	1429	T246
T246RB	PLYMOUTH	Voyager	Petrol	2.0	1995	2000	150	29	9,525	1429	T246
T245RB											
T245RB	CHRYSLER	Cirrus	Petrol	2.0	1994	1997	112	29	9,525	1067	T245
T245RB	CHRYSLER	Cirrus	Petrol	2.0	1997	2000	112	29	9,525	1067	T245
T245RB	CHRYSLER	Neon	Petrol	1.8	1994	1999	112	29	9,525	1067	T245
T245RB	CHRYSLER	Neon	Petrol	1.8	2000	2001	112	29	9,525	1067	T245
T245RB	CHRYSLER	Neon	Petrol	2.0	1994	1999	112	29	9,525	1067	T245
T245RB	CHRYSLER	Neon	Petrol	2.0	1999	2005	112	29	9,525	1067	T245
T245RB	CHRYSLER	Neon	Petrol	2.0	1999	2005	112	29	9,525	1067	T245
T245RB	CHRYSLER	Neon	Petrol	2.0	2002	2006	112	29	9,525	1067	T245
T245RB	CHRYSLER	Neon (Nato)	Petrol	2.0	2000	2004	112	29	9,525	1067	T245
T245RB	CHRYSLER	Sebring	Petrol	2.0	1995	2000	112	29	9,525	1067	T245
T245RB	CHRYSLER	Stratus	Petrol	2.0	1995	2000	112	29	9,525	1067	T245
T245RB	CHRYSLER	Stratus	Petrol	2.0	1995	2001	112	29	9,525	1067	T245
T245RB	CHRYSLER	Stratus	Petrol	2.0	1996	2001	112	29	9,525	1067	T245
T245RB	CHRYSLER	Stratus	Petrol	2.0	1997	2000	112	29	9,525	1067	T245
T245RB	CHRYSLER	Voyager	Petrol	2.0	1995	2001	112	29	9,525	1067	T245
T245RB	DODGE	Neon	Petrol	2.0	1994	1999	112	29	9,525	1067	T245
T245RB	DODGE	Neon	Petrol	2.0	1994	1999	112	29	9,525	1067	T245
T245RB	DODGE	Neon	Petrol	2.0	1999	2002	112	29	9,525	1067	T245
T245RB	DODGE	Neon	Petrol	2.0	1999	2005	112	29	9,525	1067	T245
T245RB	DODGE	Neon	Petrol	2.0	1999	2005	112	29	9,525	1067	T245
T245RB	DODGE	Stratus	Petrol	2.0	1995	2000	112	29	9,525	1067	T245
T245RB	PLYMOUTH	Breeze	Petrol	2.0	1995	2000	112	29	9,525	1067	T245
T245RB	PLYMOUTH	Neon	Petrol	2.0	1994	1999	112	29	9,525	1067	T245
T245RB	PLYMOUTH	Neon	Petrol	2.0	1994	1999	112	29	9,525	1067	T245
T245RB	PLYMOUTH	Neon	Petrol	2.0	1999	2005	112	29	9,525	1067	T245
T245RB	PLYMOUTH	Neon	Petrol	2.0	1999	2005	112	29	9,525	1067	T245
T245RB	PLYMOUTH	Voyager	Petrol	2.0	1995	2000	112	29	9,525	1067	T245
T244RB											
T244RB	ACURA	CL	Petrol	2.2	1996	1997	112	24	9,525	1067	5480XS
T244RB	ACURA	CL	Petrol	2.3	1998	2000	112	24	9,525	1067	5480XS
T244RB	HONDA	Accord	Petrol	1.8	1998	2002	112	24	9,525	1067	5480XS
T244RB	HONDA	Accord	Petrol	1.8	1999	2002	112	24	9,525	1067	5480XS
T244RB	HONDA	Accord	Petrol	2.0	1998	2001	112	24	9,525	1067	5480XS
T244RB	HONDA	Accord	Petrol	2.0	1999	2002	112	24	9,525	1067	5480XS
T244RB	HONDA	Accord	Petrol	2.2	1993	1997	112	24	9,525	1067	5480XS
T244RB	HONDA	Accord	Petrol	2.2	1996	1998	112	24	9,525	1067	5480XS
T244RB	HONDA	Accord	Petrol	2.3	1997	2003	112	24	9,525	1067	5480XS
T244RB	HONDA	Accord	Petrol	2.3	2000	2002	112	24	9,525	1067	5480XS
T244RB	HONDA	Accord	Petrol	2.3	2000	2002	112	24	9,525	1067	5480XS
T244RB	HONDA	Accord Coupe	Petrol	2.0	1998	2003	112	24	9,525	1067	5480XS
T244RB	HONDA	Accord Coupe	Petrol	2.0	1999	2002	112	24	9,525	1067	5480XS
T244RB	HONDA	Accord Coupe	Petrol	2.3	1998	2002	112	24	9,525	1067	5480XS
T244RB	HONDA	Avancier	Petrol	2.3	1999		112	24	9,525	1067	5480XS
T244RB	HONDA	Odyssey	Petrol	2.3	1997	1999	112	24	9,525	1067	5480XS
T244RB	HONDA	Odyssey	Petrol	2.3	1997	1999	112	24	9,525	1067	5480XS
T244RB	HONDA	Odyssey	Petrol	2.3	2002	2003	112	24	9,525	1067	5480XS
T244RB	HONDA	Odyssey	Petrol	2.3	2002	2003	112	24	9,525	1067	5480XS
T244RB	HONDA	Shuttle	Petrol	2.3	1997	2002	112	24	9,525	1067	5480XS


T246RB

T245RB

T244RB

BY REFERENCE

RPM TIMING BELTS



Article	Make	Model	Fuel	Stroke	Year From	Year Till	# Teeth	TW (mm)	Pitch (mm)	Length (mm)	Gates Crosslist
T237RB											
T237RB	TOYOTA	Chaser	Petrol	3.0	1989	1992	159	25	8	1272	5195XS
T237RB	TOYOTA	Cresta	Petrol	3.0	1989	1992	159	25	8	1272	5195XS
T237RB	TOYOTA	Crown	Petrol	3.0	1987	1991	159	25	8	1272	5195XS
T237RB	TOYOTA	Cressida	Petrol	3.0	1988	1992	159	25	8	1272	5195XS
T237RB	TOYOTA	Cressida	Petrol	3.0	1988	1993	159	25	8	1272	5195XS
T237RB	TOYOTA	Cressida	Petrol	3.0	1988	1993	159	25	8	1272	5195XS
T237RB	TOYOTA	Soarer	Petrol	3.0	1986	1991	159	25	8	1272	5195XS
T237RB	TOYOTA	Supra	Petrol	3.0	1986	1990	159	25	8	1272	5195XS
T237RB	TOYOTA	Supra	Petrol	3.0	1986	1992	159	25	8	1272	5195XS
T237RB	TOYOTA	Supra	Petrol	3.0	1987	1993	159	25	8	1272	5195XS
T237RB	TOYOTA	Supra	Petrol	3.0	1987	1993	159	25	8	1272	5195XS
T237RB	TOYOTA	Supra (Nato)	Petrol	3.0	1986	1989	159	25	8	1272	5195XS
T237RB	TOYOTA	Supra (Nato)	Petrol	3.0	1987	1993	159	25	8	1272	5195XS
T235RB											
T235RB	GEO	Prizm	Petrol	1.8	1992	1998	121	21	8	968	5386XS
T235RB	TOYOTA	Avensis	Petrol	1.8	1997	2000	121	21	8	968	5386XS
T235RB	TOYOTA	Avensis	Petrol	1.8	1997	2000	121	21	8	968	5386XS
T235RB	TOYOTA	Avensis Estate/Wagon	Petrol	1.8	1997	2000	121	21	8	968	5386XS
T235RB	TOYOTA	Caldina	Petrol	1.8	1996	1997	121	21	8	968	5386XS
T235RB	TOYOTA	Caldina	Petrol	1.8	1997	1998	121	21	8	968	5386XS
T235RB	TOYOTA	Caldina	Petrol	1.8	1997	2001	121	21	8	968	5386XS
T235RB	TOYOTA	Carina FF	Petrol	1.8	1992	1997	121	21	8	968	5386XS
T235RB	TOYOTA	Carina	Petrol	1.8	1994	1996	121	21	8	968	5386XS
T235RB	TOYOTA	Carina	Petrol	1.8	1996	2001	121	21	8	968	5386XS
T235RB	TOYOTA	Carina E	Petrol	1.8	1994	1997	121	21	8	968	5386XS
T235RB	TOYOTA	Carina E	Petrol	1.8	1994	1997	121	21	8	968	5386XS
T235RB	TOYOTA	Carina E	Petrol	1.8	1994	1997	121	21	8	968	5386XS
T235RB	TOYOTA	Carina E	Petrol	1.8	1994	1997	121	21	8	968	5386XS
T235RB	TOYOTA	Carina E	Petrol	1.8	1994	1997	121	21	8	968	5386XS
T235RB	TOYOTA	Carina E	Petrol	1.8	1994	1998	121	21	8	968	5386XS
T235RB	TOYOTA	Celica	Petrol	1.8	1993	1999	121	21	8	968	5386XS
T235RB	TOYOTA	Corolla Spacio	Petrol	1.8	1997	2001	121	21	8	968	5386XS
T235RB	TOYOTA	Corolla	Petrol	1.8	1992	1995	121	21	8	968	5386XS
T235RB	TOYOTA	Corolla	Petrol	1.8	1992	1995	121	21	8	968	5386XS
T235RB	TOYOTA	Corolla	Petrol	1.8	1992	1995	121	21	8	968	5386XS
T235RB	TOYOTA	Corolla	Petrol	1.8	1992	1997	121	21	8	968	5386XS
T235RB	TOYOTA	Corolla	Petrol	1.8	1994	1999	121	21	8	968	5386XS
T235RB	TOYOTA	Corolla	Petrol	1.8	1997	2002	121	21	8	968	5386XS
T235RB	TOYOTA	Corolla	Petrol	1.8	1997	2001	121	21	8	968	5386XS
T235RB	TOYOTA	Corolla	Petrol	1.8	1998	2001	121	21	8	968	5386XS
T235RB	TOYOTA	Corolla Estate/Wagon	Petrol	1.8	1992	1993	121	21	8	968	5386XS
T235RB	TOYOTA	Corolla Estate/Wagon	Petrol	1.8	1992	1993	121	21	8	968	5386XS
T235RB	TOYOTA	Corolla Estate/Wagon	Petrol	1.8	1992	1997	121	21	8	968	5386XS
T235RB	TOYOTA	Corolla Estate/Wagon	Petrol	1.8	1995	1997	121	21	8	968	5386XS
T235RB	TOYOTA	Corolla Estate/Wagon	Petrol	1.8	1997	2001	121	21	8	968	5386XS
T235RB	TOYOTA	Corolla Estate/Wagon	Petrol	1.8	1997	2001	121	21	8	968	5386XS
T235RB	TOYOTA	Corolla Estate/Wagon	Petrol	1.8	1992	1993	121	21	8	968	5386XS
T235RB	TOYOTA	Corona	Petrol	1.8	1996		121	21	8	968	5386XS
T235RB	TOYOTA	Corona EXIV	Petrol	1.8	1996		121	21	8	968	5386XS
T235RB	TOYOTA	Corona Premio	Petrol	1.8	1996	2001	121	21	8	968	5386XS
T235RB	TOYOTA	Sprinter	Petrol	1.8	1995		121	21	8	968	5386XS
T235RB	TOYOTA	Sprinter Carib	Petrol	1.8	1995	2002	121	21	8	968	5386XS
T235RB	TOYOTA	Corona FF	Petrol	1.8	1996		121	21	8	968	5386XS
T234RB											
T234RB	MINISUBISHI	Delica	Petrol	2.4	1986	1999	123	19	9,525	1172	5371XS
T234RB	MINISUBISHI	Delica	Petrol	2.4	1986	1999	123	19	9,525	1172	5371XS
T234RB	MINISUBISHI	Delica	Petrol	2.4	1988	1997	123	19	9,525	1172	5371XS
T234RB	MINISUBISHI	L200	Petrol	2.4	1992	1996	123	19	9,525	1172	5371XS
T234RB	MINISUBISHI	L300	Petrol	2.4	1986	1994	123	19	9,525	1172	5371XS
T234RB	MINISUBISHI	L300	Petrol	2.4	1986	1997	123	19	9,525	1172	5371XS

BY REFERENCE

RPM TIMING BELTS

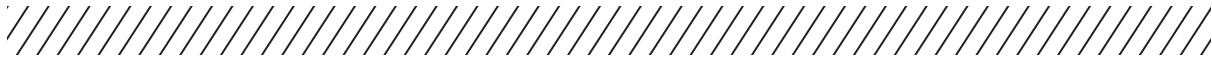


Article	Make	Model	Fuel	Stroke	Year From	Year Till	# Teeth	TW (mm)	Pitch (mm)	Length (mm)	Gates Crosslist
T234RB	mitsubishi	L300	Petrol	2.4	1990	1996	123	19	9,525	1172	5371XS
T234RB	mitsubishi	L300	Petrol	2.4	1990	1996	123	19	9,525	1172	5371XS
T234RB	mitsubishi	L300	Petrol	2.4	1990	1996	123	19	9,525	1172	5371XS
T234RB	mitsubishi	L300	Petrol	2.4	1991	1994	123	19	9,525	1172	5371XS
T234RB	mitsubishi	L200	Petrol	2.4	1986	1992	123	19	9,525	1172	5371XS
T234RB	mitsubishi	Pajero	Petrol	2.4	1991	2000	123	19	9,525	1172	5371XS
T234RB	mitsubishi	Pajero	Petrol	2.4	1991	2000	123	19	9,525	1172	5371XS
T234RB	mitsubishi	Pajero	Petrol	2.4	1991	2000	123	19	9,525	1172	5371XS
T234RB	VOLVO	240	Petrol	2.0	1984	1993	123	19	9,525	1172	5371XS
T234RB	VOLVO	240	Petrol	2.0	1985	1993	123	19	9,525	1172	5371XS
T234RB	VOLVO	240	Petrol	2.3	1984	1993	123	19	9,525	1172	5371XS
T234RB	VOLVO	240	Petrol	2.3	1988	1993	123	19	9,525	1172	5371XS
T234RB	VOLVO	240 Estate/Combi	Petrol	2.0	1983	1993	123	19	9,525	1172	5371XS
T234RB	VOLVO	240 Estate/Combi	Petrol	2.0	1984	1993	123	19	9,525	1172	5371XS
T234RB	VOLVO	240 Estate/Combi	Petrol	2.0	1989	1993	123	19	9,525	1172	5371XS
T234RB	VOLVO	240 Estate/Combi	Petrol	2.3	1984	1993	123	19	9,525	1172	5371XS
T234RB	VOLVO	240 Estate/Combi	Petrol	2.3	1986	1993	123	19	9,525	1172	5371XS
T234RB	VOLVO	240 Estate/Combi	Petrol	2.3	1988	1993	123	19	9,525	1172	5371XS
T234RB	VOLVO	240 Estate/Combi	Petrol	2.3	1988	1993	123	19	9,525	1172	5371XS
T234RB	VOLVO	940	Petrol	2.0	1990	1993	123	19	9,525	1172	5371XS
T234RB	VOLVO	940	Petrol	2.0	1990	1994	123	19	9,525	1172	5371XS
T234RB	VOLVO	940	Petrol	2.0	1990	1998	123	19	9,525	1172	5371XS
T234RB	VOLVO	940	Petrol	2.0	1994	1997	123	19	9,525	1172	5371XS
T234RB	VOLVO	940	Petrol	2.0	1994	1995	123	19	9,525	1172	5371XS
T234RB	VOLVO	940	Petrol	2.3	1990	1998	123	19	9,525	1172	5371XS
T234RB	VOLVO	940	Petrol	2.3	1990	1993	123	19	9,525	1172	5371XS
T234RB	VOLVO	940	Petrol	2.3	1990	1995	123	19	9,525	1172	5371XS
T234RB	VOLVO	940	Petrol	2.3	1990	1997	123	19	9,525	1172	5371XS
T234RB	VOLVO	940	Petrol	2.3	1991	1993	123	19	9,525	1172	5371XS
T234RB	VOLVO	940	Petrol	2.3	1994	1997	123	19	9,525	1172	5371XS
T234RB	VOLVO	940	Petrol	2.3	1995	1998	123	19	9,525	1172	5371XS
T234RB	VOLVO	940	Petrol	2.3	1995	1998	123	19	9,525	1172	5371XS
T234RB	VOLVO	940 Estate/Combi	Petrol	2.0	1990	1993	123	19	9,525	1172	5371XS
T234RB	VOLVO	940 Estate/Combi	Petrol	2.0	1991	1998	123	19	9,525	1172	5371XS
T234RB	VOLVO	940 Estate/Combi	Petrol	2.0	1994	1997	123	19	9,525	1172	5371XS
T234RB	VOLVO	940 Estate/Combi	Petrol	2.3	1990	1993	123	19	9,525	1172	5371XS
T234RB	VOLVO	940 Estate/Combi	Petrol	2.3	1990	1998	123	19	9,525	1172	5371XS
T234RB	VOLVO	940 Estate/Combi	Petrol	2.3	1990	1998	123	19	9,525	1172	5371XS
T234RB	VOLVO	940 Estate/Combi	Petrol	2.3	1991	1993	123	19	9,525	1172	5371XS
T234RB	VOLVO	940 Estate/Combi	Petrol	2.3	1992	1995	123	19	9,525	1172	5371XS
T234RB	VOLVO	940 Estate/Combi	Petrol	2.3	1994	1997	123	19	9,525	1172	5371XS
T234RB	VOLVO	940 Estate/Combi	Petrol	2.3	1995	1998	123	19	9,525	1172	5371XS
T234RB	VOLVO	960	Petrol	2.0	1990	1993	123	19	9,525	1172	5371XS
T234RB	VOLVO	960	Petrol	2.3	1990	1993	123	19	9,525	1172	5371XS
T234RB	VOLVO	960 Estate/Combi	Petrol	2.3	1990	1993	123	19	9,525	1172	5371XS
T228RB											
T228RB	FORD ASIA & OCEANIA	Telstar	Petrol	2.0	1991	1998	135	25,4	8	1080	5341XS
T228RB	FORD USA	Probe	Petrol	2.0	1993	1998	135	25,4	8	1080	5341XS
T228RB	KIA	Concord	Petrol	2.0	1991	1995	135	25,4	8	1080	5341XS
T228RB	MAZDA	323	Petrol	2.0	1994	1998	135	25,4	8	1080	5341XS
T228RB	MAZDA	323	Petrol	2.0	2000	2003	135	25,4	8	1080	5341XS
T228RB	MAZDA	323F	Petrol	2.0	2001	2004	135	25,4	8	1080	5341XS
T228RB	MAZDA	626	Petrol	2.0	1991	1997	135	25,4	8	1080	5341XS
T228RB	MAZDA	626	Petrol	2.0	1992	1997	135	25,4	8	1080	5341XS
T228RB	MAZDA	626	Petrol	2.0	1992	1997	135	25,4	8	1080	5341XS
T228RB	MAZDA	626	Petrol	2.0	1992	1997	135	25,4	8	1080	5341XS
T228RB	MAZDA	626	Petrol	2.0	1997	2002	135	25,4	8	1080	5341XS
T228RB	MAZDA	626	Petrol	2.0	1997	2002	135	25,4	8	1080	5341XS
T228RB	MAZDA	626	Petrol	2.0	1998	2002	135	25,4	8	1080	5341XS
T228RB	MAZDA	626	Petrol	2.0	1998	2002	135	25,4	8	1080	5341XS

T234RB
T228RB

BY REFERENCE

RPM TIMING BELTS



T228RB

T227RB

T226RB

Article	Make	Model	Fuel	Stroke	Year From	Year Till	# Teeth	TW (mm)	Pitch (mm)	Length (mm)	Gates Crosslist
T228RB	MAZDA	626	LPG (with or without Petrol)	2.0	1999	2002	135	25,4	8	1080	5341XS
T228RB	MAZDA	626	LPG (with or without Petrol)	2.0	1999	2002	135	25,4	8	1080	5341XS
T228RB	MAZDA	626 Estate/Wagon	Petrol	2.0	1997	2002	135	25,4	8	1080	5341XS
T228RB	MAZDA	626 Estate/Wagon	Petrol	2.0	1997	2002	135	25,4	8	1080	5341XS
T228RB	MAZDA	626 Estate/Wagon	Petrol	2.0	1998	2002	135	25,4	8	1080	5341XS
T228RB	MAZDA	626 Estate/Wagon	LPG (with or without Petrol)	2.0	1997	2001	135	25,4	8	1080	5341XS
T228RB	MAZDA	Astina	Petrol	2.0	2000	2004	135	25,4	8	1080	5341XS
T228RB	MAZDA	Autozam CLEF	Petrol	2.0	1992	1999	135	25,4	8	1080	5341XS
T228RB	MAZDA	Capella	Petrol	2.0	1997	2000	135	25,4	8	1080	5341XS
T228RB	MAZDA	Capella	Petrol	2.0	1997	2002	135	25,4	8	1080	5341XS
T228RB	MAZDA	Cronos	Petrol	2.0	1991	1996	135	25,4	8	1080	5341XS
T228RB	MAZDA	Etude	Petrol	2.0	2000	2004	135	25,4	8	1080	5341XS
T228RB	MAZDA	Etude	Petrol	2.0	2001	2004	135	25,4	8	1080	5341XS
T228RB	MAZDA	MX6	Petrol	2.0	1994	1996	135	25,4	8	1080	5341XS
T228RB	MAZDA	MPV	Petrol	2.0	1999	2000	135	25,4	8	1080	5341XS
T228RB	MAZDA	MPV	Petrol	2.0	2000	2002	135	25,4	8	1080	5341XS
T228RB	MAZDA	Premacy	Petrol	2.0	2001	2003	135	25,4	8	1080	5341XS
T228RB	MAZDA	MX6	Petrol	2.0	1992	1997	135	25,4	8	1080	5341XS
T228RB	MAZDA	Premacy	Petrol	2.0	2001	2005	135	25,4	8	1080	5341XS
T228RB	MAZDA	Premacy	Petrol	2.0	2001	2005	135	25,4	8	1080	5341XS
T228RB	MAZDA	Protege	Petrol	2.0	2000	2004	135	25,4	8	1080	5341XS
T228RB	MAZDA	Telster	Petrol	2.0	1991		135	25,4	8	1080	5341XS
T228RB	MAZDA	Telster	Petrol	2.0	1997	2000	135	25,4	8	1080	5341XS
T228RB	MAZDA	Telster	Petrol	2.0	1997	2000	135	25,4	8	1080	5341XS
T228RB	MAZDA	Telster II	Petrol	2.0	1994	1997	135	25,4	8	1080	5341XS

T227RB

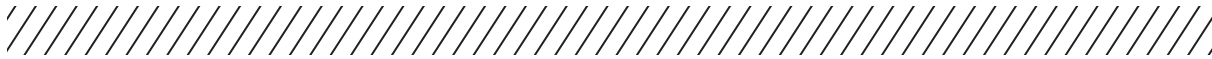
T227RB	HONDA	Ballade	Petrol	1.6	1989	1992	124	26	9,525	1181	5348XS
T227RB	HONDA	Ballade	Petrol	1.6	1992	1996	124	26	9,525	1181	5348XS
T227RB	HONDA	Ballade	Petrol	1.6	1989	1991	124	26	9,525	1181	5348XS
T227RB	HONDA	Civic	Petrol	1.6	1989	1991	124	26	9,525	1181	5348XS
T227RB	HONDA	Civic	Petrol	1.6	1991		124	26	9,525	1181	5348XS
T227RB	HONDA	Civic	Petrol	1.6	1988	1991	124	26	9,525	1181	5348XS
T227RB	HONDA	Civic	Petrol	1.6	1988	1991	124	26	9,525	1181	5348XS
T227RB	HONDA	Civic	Petrol	1.6	1988	1991	124	26	9,525	1181	5348XS
T227RB	HONDA	Civic	Petrol	1.6	1989	1991	124	26	9,525	1181	5348XS
T227RB	HONDA	Civic	Petrol	1.6	1991	1995	124	26	9,525	1181	5348XS
T227RB	HONDA	Civic	Petrol	1.6	1992	1995	124	26	9,525	1181	5348XS
T227RB	HONDA	Civic	Petrol	1.6	1992	1995	124	26	9,525	1181	5348XS
T227RB	HONDA	Civic	Petrol	1.6	1992	1995	124	26	9,525	1181	5348XS
T227RB	HONDA	Civic	Petrol	1.6	1995	2000	124	26	9,525	1181	5348XS
T227RB	HONDA	Civic	Petrol	1.6	1995	2001	124	26	9,525	1181	5348XS
T227RB	HONDA	Civic Coupe	Petrol	1.6	1999	2000	124	26	9,525	1181	5348XS
T227RB	HONDA	Civic CRX	Petrol	1.6	1989	1992	124	26	9,525	1181	5348XS
T227RB	HONDA	Civic del Sol	Petrol	1.6	1992	1993	124	26	9,525	1181	5348XS
T227RB	HONDA	CRX	Petrol	1.6	1989	1992	124	26	9,525	1181	5348XS
T227RB	HONDA	CRX	Petrol	1.6	1992	1998	124	26	9,525	1181	5348XS
T227RB	HONDA	Integra	Petrol	1.6	1989	1993	124	26	9,525	1181	5348XS
T227RB	HONDA	Integra	Petrol	1.6	1989	1993	124	26	9,525	1181	5348XS
T227RB	HONDA	CRX Delsol	Petrol	1.6	1992	1997	124	26	9,525	1181	5348XS

T226RB

T226RB	HONDA	Accord	Petrol	2.2	1998	2002	155	24	8	1240	Set of T226RB (T226) & T186RB (5235XS)
T226RB	HONDA	Prelude	Petrol	2.2	1993	1996	155	24	8	1240	Set of T226RB (T226) & T186RB (5235XS)
T226RB	HONDA	Prelude	Petrol	2.2	1996	2000	155	24	8	1240	Set of T226RB (T226) & T186RB (5235XS)
T226RB	HONDA	Prelude	Petrol	2.2	1996	2000	155	24	8	1240	Set of T226RB (T226) & T186RB (5235XS)

BY REFERENCE

RPM TIMING BELTS



Article	Make	Model	Fuel	Stroke	Year From	Year Till	# Teeth	TW (mm)	Pitch (mm)	Length (mm)	Gates Crosslist
T224RB											
T224RB	HONDA	Accord	Petrol	1.6	1998	2001	104	24	9,525	991	5410XS
T224RB	HONDA	Accord	Petrol	1.6	1998	2001	104	24	9,525	991	5410XS
T224RB	HONDA	Accord	Petrol	1.6	1998	2002	104	24	9,525	991	5410XS
T224RB	HONDA	Accord	Petrol	1.6	1999	2002	104	24	9,525	991	5410XS
T224RB	HONDA	Ballade	Petrol	1.6	1995	2001	104	24	9,525	991	5410XS
T224RB	HONDA	Ballade	Petrol	1.6	1995	2001	104	24	9,525	991	5410XS
T224RB	HONDA	Civic	Petrol	1.6	1993	1996	104	24	9,525	991	5410XS
T224RB	HONDA	Civic	Petrol	1.6	1995	1997	104	24	9,525	991	5410XS
T224RB	HONDA	Civic	Petrol	1.6	1992	1995	104	24	9,525	991	5410XS
T224RB	HONDA	Civic	Petrol	1.6	1995	2001	104	24	9,525	991	5410XS
T224RB	HONDA	Civic	Petrol	1.6	1995	2001	104	24	9,525	991	5410XS
T224RB	HONDA	Civic	Petrol	1.6	1997	2001	104	24	9,525	991	5410XS
T224RB	HONDA	Civic	Petrol	1.6	1998	2000	104	24	9,525	991	5410XS
T224RB	HONDA	Civic	Petrol	1.7	2001	2006	104	24	9,525	991	5410XS
T224RB	HONDA	Civic Aerodeck	Petrol	1.6	1998	2001	104	24	9,525	991	5410XS
T224RB	HONDA	Civic Aerodeck	Petrol	1.6	1998	2001	104	24	9,525	991	5410XS
T224RB	HONDA	Civic Coupe	Petrol	1.6	1993	1995	104	24	9,525	991	5410XS
T224RB	HONDA	Civic Coupe	Petrol	1.6	1996	2000	104	24	9,525	991	5410XS
T224RB	HONDA	Civic Coupe	Petrol	1.6	1996	2000	104	24	9,525	991	5410XS
T224RB	HONDA	CRX	Petrol	1.6	1992	1998	104	24	9,525	991	5410XS
T224RB	HONDA	CRX	Petrol	1.6	1994	1998	104	24	9,525	991	5410XS
T224RB	HONDA	HR-V	Petrol	1.6	1999	2005	104	24	9,525	991	5410XS
T224RB	HONDA	HR-V	Petrol	1.6	1999	2005	104	24	9,525	991	5410XS
T224RB	HONDA	HR-V	Petrol	1.6	1999	2005	104	24	9,525	991	5410XS
T224RB	ISUZU	Gemini	Petrol	1.6	1993		104	24	9,525	991	5410XS
T216RB											
T216RB	HONDA	Accord	Petrol	2.3	1994	1995	127	24	9,525	1210	Set of T216RB (5349XS) & T186RB (5235XS)
T216RB	HONDA	Ascot	Petrol	2.3	1992	1997	127	24	9,525	1210	Set of T216RB (5349XS) & T186RB (5235XS)
T216RB	HONDA	Prelude	Petrol	2.3	1991	1996	127	24	9,525	1210	Set of T216RB (5349XS) & T186RB (5235XS)
T216RB	HONDA	Ascot Innova	Petrol	2.2	1992	1997	127	24	9,525	1210	Set of T216RB (5349XS) & T186RB (5235XS)
T216RB	ROVER	600	Petrol	2.3	1996	1999	127	24	9,525	1210	Set of T216RB (5349XS) & T186RB (5235XS)
T216RB	ROVER	623	Petrol	2.3	1993	1999	127	24	9,525	1210	Set of T216RB (5349XS) & T186RB (5235XS)
T215RB											
T215RB	LEXUS	GS 300	Petrol	3.0	1991	1997	143	25	8	1144	T215
T215RB	LEXUS	GS 300	Petrol	3.0	1997	2000	143	25	8	1144	T215
T215RB	LEXUS	GS 300	Petrol	3.0	2000	2005	143	25	8	1144	T215
T215RB	LEXUS	IS 300	Petrol	3.0	2001	2005	143	25	8	1144	T215
T215RB	LEXUS	IS 300	Petrol	3.0	2001	2005	143	25	8	1144	T215
T215RB	LEXUS	SC 300	Petrol	3.0	1995	2000	143	25	8	1144	T215
T215RB	TOYOTA	Altezza Gita	Petrol	3.0	2001	2005	143	25	8	1144	T215
T215RB	TOYOTA	Altezza Gita	Petrol	3.0	2001	2005	143	25	8	1144	T215
T215RB	TOYOTA	Aristo	Petrol	3.0	1990	1997	143	25	8	1144	T215
T215RB	TOYOTA	Aristo	Petrol	3.0	1990	1997	143	25	8	1144	T215
T215RB	TOYOTA	Aristo	Petrol	3.0	1997		143	25	8	1144	T215
T215RB	TOYOTA	Aristo	Petrol	3.0	1997	2004	143	25	8	1144	T215
T215RB	TOYOTA	Aristo	Petrol	3.0	1997	2004	143	25	8	1144	T215
T215RB	TOYOTA	Crown	Petrol	3.0	1991	1995	143	25	8	1144	T215
T215RB	TOYOTA	Crown	Petrol	3.0	1995	2001	143	25	8	1144	T215
T215RB	TOYOTA	Crown Majesta	Petrol	3.0	1991	1995	143	25	8	1144	T215
T215RB	TOYOTA	Mark II	Petrol	3.0	1996	2001	143	25	8	1144	T215


T224RB

T216RB

T215RB

BY REFERENCE

RPM TIMING BELTS



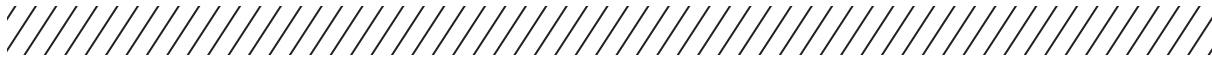
T215RB

T214RB

Article	Make	Model	Fuel	Stroke	Year From	Year Till	# Teeth	TW (mm)	Pitch (mm)	Length (mm)	Gates Crosslist
T215RB	TOYOTA	Progres	Petrol	3.0	1998	2001	143	25	8	1144	T215
T215RB	TOYOTA	Progres	Petrol	3.0	2001		143	25	8	1144	T215
T215RB	TOYOTA	Progres	Petrol	3.0	1998	2004	143	25	8	1144	T215
T215RB	TOYOTA	Soarer	Petrol	3.0	1991		143	25	8	1144	T215
T215RB	TOYOTA	Supra	Petrol	3.0	1993	1999	143	25	8	1144	T215
T215RB	TOYOTA	Supra	Petrol	3.0	1993	2002	143	25	8	1144	T215
T215RB	TOYOTA	Supra	Petrol	3.0	1993	1998	143	25	8	1144	T215
T215RB	TOYOTA	Supra	Petrol	3.0	1993	2002	143	25	8	1144	T215
T214RB											
T214RB	EUNOS	500	Petrol	2.0	1992	1999	192	30	8	1536	5379XS
T214RB	EUNOS	800	Petrol	2.5	1993	2000	192	30	8	1536	5379XS
T214RB	EUNOS	800	Petrol	2.5	2000	2002	192	30	8	1536	5379XS
T214RB	FORD ASIA & OCEANIA	Telstar	Petrol	2.5	1991	1995	192	30	8	1536	5379XS
T214RB	FORD USA	Probe	Petrol	2.5	1993	1998	192	30	8	1536	5379XS
T214RB	FORD USA	Probe	Petrol	2.5	1994	1998	192	30	8	1536	5379XS
T214RB	MAZDA	323	Petrol	2.0	1994	1998	192	30	8	1536	5379XS
T214RB	MAZDA	323F	Petrol	2.0	1994	1996	192	30	8	1536	5379XS
T214RB	MAZDA	323F	Petrol	2.0	1995	1998	192	30	8	1536	5379XS
T214RB	MAZDA	626	Petrol	2.5	1991	1997	192	30	8	1536	5379XS
T214RB	MAZDA	626	Petrol	2.5	1992	1997	192	30	8	1536	5379XS
T214RB	MAZDA	626	Petrol	2.5	1994	1997	192	30	8	1536	5379XS
T214RB	MAZDA	Autozam CLEF	Petrol	2.0	1992	1999	192	30	8	1536	5379XS
T214RB	MAZDA	Autozam CLEF	Petrol	2.0	1992	1999	192	30	8	1536	5379XS
T214RB	MAZDA	Capella	Petrol	2.5	1997	1998	192	30	8	1536	5379XS
T214RB	MAZDA	Cronos	Petrol	1.8	1991	1994	192	30	8	1536	5379XS
T214RB	MAZDA	Cronos	Petrol	2.0	1991		192	30	8	1536	5379XS
T214RB	MAZDA	Cronos	Petrol	2.5	1992		192	30	8	1536	5379XS
T214RB	MAZDA	Eunos 500	Petrol	1.8	1991	1994	192	30	8	1536	5379XS
T214RB	MAZDA	Eunos 500	Petrol	2.0	1991	1994	192	30	8	1536	5379XS
T214RB	MAZDA	Eunos 800	Petrol	2.5	1993	1998	192	30	8	1536	5379XS
T214RB	MAZDA	Lantis	Petrol	2.0	1995	1998	192	30	8	1536	5379XS
T214RB	MAZDA	Millenia	Petrol	2.5	1993	2000	192	30	8	1536	5379XS
T214RB	MAZDA	Millenia	Petrol	2.5	1997	1998	192	30	8	1536	5379XS
T214RB	MAZDA	Millenia	Petrol	2.5	2000	2002	192	30	8	1536	5379XS
T214RB	MAZDA	MX6	Petrol	2.0	1991	1994	192	30	8	1536	5379XS
T214RB	MAZDA	MX6	Petrol	2.5	1991	1996	192	30	8	1536	5379XS
T214RB	MAZDA	MX6	Petrol	2.5	1994	1996	192	30	8	1536	5379XS
T214RB	MAZDA	MX3	Petrol	1.8	1992	1994	192	30	8	1536	5379XS
T214RB	MAZDA	MX3	Petrol	1.8	1993	1998	192	30	8	1536	5379XS
T214RB	MAZDA	MX6	Petrol	2.5	1991	1997	192	30	8	1536	5379XS
T214RB	MAZDA	MX6	Petrol	2.5	1993	1995	192	30	8	1536	5379XS
T214RB	MAZDA	MX6	Petrol	2.5	1994	1997	192	30	8	1536	5379XS
T214RB	MAZDA	Xedos 6	Petrol	2.0	1992	1994	192	30	8	1536	5379XS
T214RB	MAZDA	Xedos 6	Petrol	2.0	1994	1999	192	30	8	1536	5379XS
T214RB	MAZDA	Xedos 9	Petrol	2.0	1993	2000	192	30	8	1536	5379XS
T214RB	MAZDA	Xedos 9	Petrol	2.5	1993	2000	192	30	8	1536	5379XS
T214RB	MAZDA	Xedos 9	Petrol	2.5	2000	2002	192	30	8	1536	5379XS
T214RB	MAZDA	Autozam AZ-3	Petrol	1.8	1993	1998	192	30	8	1536	5379XS
T214RB	MAZDA	Efini MS-6	Petrol	1.8	1991	1994	192	30	8	1536	5379XS
T214RB	MAZDA	Efini MS-6	Petrol	2.0	1991	1994	192	30	8	1536	5379XS
T214RB	MAZDA	Efini MS-6	Petrol	2.0	1992	1994	192	30	8	1536	5379XS
T214RB	MAZDA	Efini MS-8	Petrol	2.0	1992		192	30	8	1536	5379XS
T214RB	MAZDA	Efini MS-8	Petrol	2.5	1992		192	30	8	1536	5379XS
T214RB	MAZDA	Eunos Presso	Petrol	1.8	1993	1997	192	30	8	1536	5379XS
T214RB	MAZDA	Probe	Petrol	2.5	1992		192	30	8	1536	5379XS
T214RB	MAZDA	Telster	Petrol	1.8	1991	1994	192	30	8	1536	5379XS
T214RB	MAZDA	Telster	Petrol	2.0	1991		192	30	8	1536	5379XS
T214RB	MAZDA	Telster	Petrol	2.5	1992	1996	192	30	8	1536	5379XS
T214RB	MAZDA	Telster	Petrol	2.5	1997	1998	192	30	8	1536	5379XS

BY REFERENCE

RPM TIMING BELTS



Article	Make	Model	Fuel	Stroke	Year From	Year Till	# Teeth	TW (mm)	Pitch (mm)	Length (mm)	Gates Crosslist
T210RB											
T210RB	FORD USA	Mustang	Petrol	2.3	1990	1993	129	22	9,525	1229	T210
T210RB	FORD USA	Mustang	Petrol	2.3	1990	1993	129	22	9,525	1229	T210
T210RB	FORD USA	Mustang	Petrol	2.3	1990	1993	129	22	9,525	1229	T210
T210RB	FORD USA	Ranger	Petrol	2.3	1990	1995	129	22	9,525	1229	T210
T208RB											
T208RB	TOYOTA	Caldina	Petrol	1.5	1992	2002	128	26	8	1024	5389XS
T208RB	TOYOTA	Corolla II	Petrol	1.5	1990		128	26	8	1024	5389XS
T208RB	TOYOTA	Corolla II	Petrol	1.5	1994		128	26	8	1024	5389XS
T208RB	TOYOTA	Corsa	Petrol	1.5	1990	1994	128	26	8	1024	5389XS
T208RB	TOYOTA	Corsa	Petrol	1.5	1990	1994	128	26	8	1024	5389XS
T208RB	TOYOTA	Corolla	Petrol	1.5	1994	1998	128	26	8	1024	5389XS
T208RB	TOYOTA	Cynos	Petrol	1.5	1991	1995	128	26	8	1024	5389XS
T208RB	TOYOTA	Cynos	Petrol	1.5	1995	1998	128	26	8	1024	5389XS
T208RB	TOYOTA	Corsa	Petrol	1.5	1994	1998	128	26	8	1024	5389XS
T208RB	TOYOTA	Corsa	Petrol	1.5	1990	1994	128	26	8	1024	5389XS
T208RB	TOYOTA	Corsa	Petrol	1.5	1990	1994	128	26	8	1024	5389XS
T208RB	TOYOTA	Cynos	Petrol	1.5	1990	1995	128	26	8	1024	5389XS
T208RB	TOYOTA	Cynos	Petrol	1.5	1995	2000	128	26	8	1024	5389XS
T208RB	TOYOTA	Cynos	Petrol	1.5	1996	1999	128	26	8	1024	5389XS
T208RB	TOYOTA	Paseo	Petrol	1.5	1991	1995	128	26	8	1024	5389XS
T208RB	TOYOTA	Paseo	Petrol	1.5	1995	1999	128	26	8	1024	5389XS
T208RB	TOYOTA	Paseo	Petrol	1.5	1996	1998	128	26	8	1024	5389XS
T208RB	TOYOTA	Paseo	Petrol	1.5	1997	1999	128	26	8	1024	5389XS
T208RB	TOYOTA	Paseo	Petrol	1.5	1997	1999	128	26	8	1024	5389XS
T208RB	TOYOTA	Paseo (Nato)	Petrol	1.5	1991	1995	128	26	8	1024	5389XS
T208RB	TOYOTA	Paseo (Nato)	Petrol	1.5	1995	1999	128	26	8	1024	5389XS
T208RB	TOYOTA	Raum	Petrol	1.5	1997	1998	128	26	8	1024	5389XS
T208RB	TOYOTA	Sera	Petrol	1.5	1990	1995	128	26	8	1024	5389XS
T208RB	TOYOTA	Sprinter	Petrol	1.5	1994	1998	128	26	8	1024	5389XS
T208RB	TOYOTA	Raum	Petrol	1.5	1997	2003	128	26	8	1024	5389XS
T208RB	TOYOTA	Raum	Petrol	1.5	1997	2003	128	26	8	1024	5389XS
T208RB	TOYOTA	Sera	Petrol	1.5	1990	1995	128	26	8	1024	5389XS
T208RB	TOYOTA	Tercel	Petrol	1.5	1990	1994	128	26	8	1024	5389XS
T208RB	TOYOTA	Tercel	Petrol	1.5	1990	1994	128	26	8	1024	5389XS
T208RB	TOYOTA	Tercel	Petrol	1.5	1994	1998	128	26	8	1024	5389XS
T208RB	TOYOTA	Tercel	Petrol	1.5	1994	1999	128	26	8	1024	5389XS
T201RB											
T201RB	MITSUBISHI	Chariot	Petrol	1.8	1991	1998	121	29	8	968	5352XS
T201RB	MITSUBISHI	Chariot	Petrol	1.8	1991	1998	121	29	8	968	5352XS
T201RB	MITSUBISHI	ETERNA	Petrol	1.8	1992		121	29	8	968	5352XS
T201RB	MITSUBISHI	Galant	Petrol	1.8	1992	1996	121	29	8	968	5352XS
T201RB	MITSUBISHI	Galant	Petrol	1.8	1992	1996	121	29	8	968	5352XS
T201RB	MITSUBISHI	Galant	Petrol	1.8	1992	1996	121	29	8	968	5352XS
T201RB	MITSUBISHI	Galant	Petrol	1.8	1992	1996	121	29	8	968	5352XS
T201RB	MITSUBISHI	Galant	Petrol	1.8	1992	1996	121	29	8	968	5352XS
T201RB	MITSUBISHI	Galant Estate/Wagon	Petrol	1.8	1992		121	29	8	968	5352XS
T201RB	MITSUBISHI	RVR	Petrol	1.8	1991	1997	121	29	8	968	5352XS
T201RB	MITSUBISHI	RVR	Petrol	1.8	1991	1999	121	29	8	968	5352XS
T201RB	MITSUBISHI	Space Runner	Petrol	1.8	1991	1999	121	29	8	968	5352XS
T201RB	MITSUBISHI	Space Runner	Petrol	1.8	1991	1999	121	29	8	968	5352XS
T201RB	MITSUBISHI	Space Runner	Petrol	1.8	1991	1999	121	29	8	968	5352XS
T201RB	MITSUBISHI	Space Runner	Petrol	1.8	1996	1999	121	29	8	968	5352XS
T201RB	MITSUBISHI	Space Wagon	Petrol	1.8	1991	1993	121	29	8	968	5352XS
T201RB	MITSUBISHI	Space Wagon	Petrol	1.8	1991	1998	121	29	8	968	5352XS
T201RB	PROTON	418	Petrol	1.8	1996	2000	121	29	8	968	5352XS
T201RB	PROTON	418	Petrol	1.8	1996	2000	121	29	8	968	5352XS
T199RB											
T199RB	TOYOTA	Avensis	Petrol	2.0	1997	2000	163	27	8	1304	5202XS
T199RB	TOYOTA	Avensis	Petrol	2.0	1997	2000	163	27	8	1304	5202XS
T199RB	TOYOTA	Avensis Estate/Wagon	Petrol	2.0	1997	2000	163	27	8	1304	5202XS

T210RB

T208RB

T201RB

T199RB

BY REFERENCE

RPM TIMING BELTS

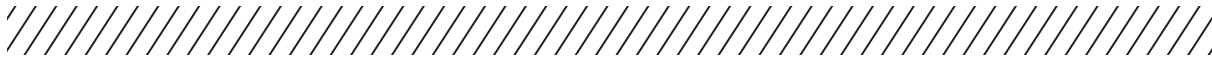


T199RB

Article	Make	Model	Fuel	Stroke	Year From	Year Till	# Teeth	TW (mm)	Pitch (mm)	Length (mm)	Gates Crosslist
T199RB	TOYOTA	Caldina	Petrol	2.0	1997	1998	163	27	8	1304	5202XS
T199RB	TOYOTA	Caldina	Petrol	1.8	1992	1996	163	27	8	1304	5202XS
T199RB	TOYOTA	Caldina	Petrol	1.8	1992	1996	163	27	8	1304	5202XS
T199RB	TOYOTA	Caldina	Petrol	2.0	1992	1997	163	27	8	1304	5202XS
T199RB	TOYOTA	Caldina	Petrol	2.0	1992	1997	163	27	8	1304	5202XS
T199RB	TOYOTA	Caldina	Petrol	2.0	1997	2002	163	27	8	1304	5202XS
T199RB	TOYOTA	Caldina	Petrol	2.0	1997	2002	163	27	8	1304	5202XS
T199RB	TOYOTA	Camry	Petrol	1.8	1988	1994	163	27	8	1304	5202XS
T199RB	TOYOTA	Camry	Petrol	1.8	1990	1994	163	27	8	1304	5202XS
T199RB	TOYOTA	Camry	Petrol	1.8	1994	1996	163	27	8	1304	5202XS
T199RB	TOYOTA	Camry	Petrol	2.0	1990	1994	163	27	8	1304	5202XS
T199RB	TOYOTA	Camry	Petrol	2.0	1990	1994	163	27	8	1304	5202XS
T199RB	TOYOTA	Camry	Petrol	2.2	1997	2001	163	27	8	1304	5202XS
T199RB	TOYOTA	Carina FF	Petrol	1.8	1987	1992	163	27	8	1304	5202XS
T199RB	TOYOTA	Carina FF	Petrol	2.0	1992	1996	163	27	8	1304	5202XS
T199RB	TOYOTA	Camry	Petrol	1.8	1994	1997	163	27	8	1304	5202XS
T199RB	TOYOTA	Camry	Petrol	2.0	1986	1991	163	27	8	1304	5202XS
T199RB	TOYOTA	Camry	Petrol	2.0	1986	1991	163	27	8	1304	5202XS
T199RB	TOYOTA	Camry	Petrol	2.0	1986	1993	163	27	8	1304	5202XS
T199RB	TOYOTA	Camry	Petrol	2.0	1986	1993	163	27	8	1304	5202XS
T199RB	TOYOTA	Camry	Petrol	2.0	1987	1991	163	27	8	1304	5202XS
T199RB	TOYOTA	Camry	Petrol	2.0	1988	1991	163	27	8	1304	5202XS
T199RB	TOYOTA	Camry	Petrol	2.0	1988	1991	163	27	8	1304	5202XS
T199RB	TOYOTA	Camry	Petrol	2.0	1988	1991	163	27	8	1304	5202XS
T199RB	TOYOTA	Camry	Petrol	2.0	1992	1996	163	27	8	1304	5202XS
T199RB	TOYOTA	Camry	Petrol	2.0	1993	1997	163	27	8	1304	5202XS
T199RB	TOYOTA	Camry	Petrol	2.2	1991	1996	163	27	8	1304	5202XS
T199RB	TOYOTA	Camry	Petrol	2.2	1991	1996	163	27	8	1304	5202XS
T199RB	TOYOTA	Camry	Petrol	2.2	1996	2001	163	27	8	1304	5202XS
T199RB	TOYOTA	Camry	Petrol	2.2	1997	2002	163	27	8	1304	5202XS
T199RB	TOYOTA	Camry Solara	Petrol	2.2	1998	2000	163	27	8	1304	5202XS
T199RB	TOYOTA	Camry Solara	Petrol	2.2	1998	2002	163	27	8	1304	5202XS
T199RB	TOYOTA	Carina	Petrol	1.8	1988	1994	163	27	8	1304	5202XS
T199RB	TOYOTA	Carina	Petrol	1.8	1992	1994	163	27	8	1304	5202XS
T199RB	TOYOTA	Carina	Petrol	2.0	1992	1996	163	27	8	1304	5202XS
T199RB	TOYOTA	Camry	Petrol	2.0	1993	1997	163	27	8	1304	5202XS
T199RB	TOYOTA	Camry	Petrol	2.0	1993	1997	163	27	8	1304	5202XS
T199RB	TOYOTA	Carina E	Petrol	2.0	1992	1997	163	27	8	1304	5202XS
T199RB	TOYOTA	Carina E	Petrol	2.0	1992	1997	163	27	8	1304	5202XS
T199RB	TOYOTA	Carina E	Petrol	2.0	1992	1997	163	27	8	1304	5202XS
T199RB	TOYOTA	Carina E	Petrol	2.0	1993	1997	163	27	8	1304	5202XS
T199RB	TOYOTA	Carina E	Petrol	2.0	1994	1997	163	27	8	1304	5202XS
T199RB	TOYOTA	Carina E	Petrol	2.0	1994	1997	163	27	8	1304	5202XS
T199RB	TOYOTA	Carina II	Petrol	2.0	1987	1992	163	27	8	1304	5202XS
T199RB	TOYOTA	Carina II	Petrol	2.0	1987	1992	163	27	8	1304	5202XS
T199RB	TOYOTA	Carina II	Petrol	2.0	1987	1992	163	27	8	1304	5202XS
T199RB	TOYOTA	Carina II	Petrol	2.0	1987	1992	163	27	8	1304	5202XS
T199RB	TOYOTA	Carina II	Petrol	2.0	1987	1992	163	27	8	1304	5202XS
T199RB	TOYOTA	Celica	Petrol	2.0	1987	1989	163	27	8	1304	5202XS
T199RB	TOYOTA	Celica	Petrol	2.0	1988	1989	163	27	8	1304	5202XS
T199RB	TOYOTA	Celica	Petrol	2.0	1989	1993	163	27	8	1304	5202XS
T199RB	TOYOTA	Celica	Petrol	2.0	1993	1999	163	27	8	1304	5202XS
T199RB	TOYOTA	Celica	Petrol	2.2	1989	1993	163	27	8	1304	5202XS
T199RB	TOYOTA	Celica (Nato)	Petrol	2.2	1989	1993	163	27	8	1304	5202XS
T199RB	TOYOTA	Celica	Petrol	2.2	1993	1999	163	27	8	1304	5202XS
T199RB	TOYOTA	Chaser	Petrol	1.8	1992	1996	163	27	8	1304	5202XS
T199RB	TOYOTA	Chaser	Petrol	1.8	1997	1998	163	27	8	1304	5202XS
T199RB	TOYOTA	Chaser	Petrol	1.8	1988	1990	163	27	8	1304	5202XS
T199RB	TOYOTA	Chaser	Petrol	1.8	1990	1992	163	27	8	1304	5202XS
T199RB	TOYOTA	Chaser	Petrol	1.8	1996	2001	163	27	8	1304	5202XS
T199RB	TOYOTA	Corona	Petrol	1.8	1987	1992	163	27	8	1304	5202XS
T199RB	TOYOTA	Corona	Petrol	1.8	1987	1992	163	27	8	1304	5202XS

BY REFERENCE

RPM TIMING BELTS




Article	Make	Model	Fuel	Stroke	Year From	Year Till	# Teeth	TW (mm)	Pitch (mm)	Length (mm)	Gates Crosslist
T199RB	TOYOTA	Corona	Petrol	1.8	1988	1989	163	27	8	1304	5202XS
T199RB	TOYOTA	Cresta	Petrol	1.8	1988	1992	163	27	8	1304	5202XS
T199RB	TOYOTA	Cresta	Petrol	1.8	1992	1996	163	27	8	1304	5202XS
T199RB	TOYOTA	Corona	Petrol	1.8	1993		163	27	8	1304	5202XS
T199RB	TOYOTA	Cresta	Petrol	1.8	1997	1998	163	27	8	1304	5202XS
T199RB	TOYOTA	Corona	Petrol	2.0	1985	1989	163	27	8	1304	5202XS
T199RB	TOYOTA	Corona	Petrol	2.0	1987	1992	163	27	8	1304	5202XS
T199RB	TOYOTA	Corona	Petrol	2.0	1989	1993	163	27	8	1304	5202XS
T199RB	TOYOTA	Corona	Petrol	2.0	1989	1993	163	27	8	1304	5202XS
T199RB	TOYOTA	Corona	Petrol	2.0	1992	1996	163	27	8	1304	5202XS
T199RB	TOYOTA	Corona	Petrol	2.0	1996	1999	163	27	8	1304	5202XS
T199RB	TOYOTA	Corona EXIV	Petrol	1.8	1993		163	27	8	1304	5202XS
T199RB	TOYOTA	Corona EXIV	Petrol	1.8	1993	1997	163	27	8	1304	5202XS
T199RB	TOYOTA	Corona EXIV	Petrol	2.0	1989	1993	163	27	8	1304	5202XS
T199RB	TOYOTA	Corona EXIV	Petrol	2.0	1996	1999	163	27	8	1304	5202XS
T199RB	TOYOTA	Curren	Petrol	1.8	1995	1998	163	27	8	1304	5202XS
T199RB	TOYOTA	Curren	Petrol	2.0	1994	1997	163	27	8	1304	5202XS
T199RB	TOYOTA	Curren	Petrol	2.0	1994	1998	163	27	8	1304	5202XS
T199RB	TOYOTA	Corona	Petrol	2.0	1992	1997	163	27	8	1304	5202XS
T199RB	TOYOTA	Corona EXIV	Petrol	2.0	1987	1989	163	27	8	1304	5202XS
T199RB	TOYOTA	Corona EXIV	Petrol	2.0	1993	1995	163	27	8	1304	5202XS
T199RB	TOYOTA	Corona	Petrol	1.8	1991	1996	163	27	8	1304	5202XS
T199RB	TOYOTA	Corona	Petrol	1.8	1991	1996	163	27	8	1304	5202XS
T199RB	TOYOTA	Corona	Petrol	2.0	1991	1997	163	27	8	1304	5202XS
T199RB	TOYOTA	Corona EXIV	Petrol	1.8	1989	1992	163	27	8	1304	5202XS
T199RB	TOYOTA	Corona EXIV	Petrol	2.0	1993	1995	163	27	8	1304	5202XS
T199RB	TOYOTA	Corona EXIV	Petrol	2.0	1995	1999	163	27	8	1304	5202XS
T199RB	TOYOTA	Corona EXIV	Petrol	2.0	1995	1999	163	27	8	1304	5202XS
T199RB	TOYOTA	Gaia	Petrol	2.0	1998	1998	163	27	8	1304	5202XS
T199RB	TOYOTA	Funcruiser	Petrol	2.0	1994	1999	163	27	8	1304	5202XS
T199RB	TOYOTA	Ipsum	Petrol	2.0	1996	1999	163	27	8	1304	5202XS
T199RB	TOYOTA	Gaia	Petrol	2.0	1998	2001	163	27	8	1304	5202XS
T199RB	TOYOTA	Gaia	Petrol	2.0	1998	2002	163	27	8	1304	5202XS
T199RB	TOYOTA	Harrier	Petrol	2.2	1997	2000	163	27	8	1304	5202XS
T199RB	TOYOTA	Harrier	Petrol	2.2	1997	2003	163	27	8	1304	5202XS
T199RB	TOYOTA	Harrier	Petrol	2.2	1997	2003	163	27	8	1304	5202XS
T199RB	TOYOTA	Ipsum	Petrol	2.0	1996	2001	163	27	8	1304	5202XS
T199RB	TOYOTA	Ipsum	Petrol	2.0	1996	2001	163	27	8	1304	5202XS
T199RB	TOYOTA	Mark II	Petrol	1.8	1988	1995	163	27	8	1304	5202XS
T199RB	TOYOTA	Mark II	Petrol	1.8	1992	1996	163	27	8	1304	5202XS
T199RB	TOYOTA	Nadia	Petrol	2.0	1998	1998	163	27	8	1304	5202XS
T199RB	TOYOTA	Mark II Qualis	Petrol	2.2	1997	2002	163	27	8	1304	5202XS
T199RB	TOYOTA	MR2	Petrol	2.0	1989	1992	163	27	8	1304	5202XS
T199RB	TOYOTA	MR2	Petrol	2.2	1990	1995	163	27	8	1304	5202XS
T199RB	TOYOTA	Nadia	Petrol	2.0	1998	2003	163	27	8	1304	5202XS
T199RB	TOYOTA	Nadia	Petrol	2.0	1998	2003	163	27	8	1304	5202XS
T199RB	TOYOTA	Picnic	Petrol	2.0	1996	2000	163	27	8	1304	5202XS
T199RB	TOYOTA	Picnic	Petrol	2.0	2000	2001	163	27	8	1304	5202XS
T199RB	TOYOTA	RAV 4J	Petrol	2.0	1997	1999	163	27	8	1304	5202XS
T199RB	TOYOTA	RAV 4L	Petrol	2.0	1997	1999	163	27	8	1304	5202XS
T199RB	TOYOTA	Scepter	Petrol	2.2	1992	1996	163	27	8	1304	5202XS
T199RB	TOYOTA	RAV 4	Petrol	2.0	1997		163	27	8	1304	5202XS
T199RB	TOYOTA	Sportsvan	Petrol	2.0	1996	2003	163	27	8	1304	5202XS
T199RB	TOYOTA	RAV 4	Petrol	2.0	1994	2000	163	27	8	1304	5202XS
T199RB	TOYOTA	RAV 4	Petrol	2.0	1994	2000	163	27	8	1304	5202XS
T199RB	TOYOTA	RAV 4	Petrol	2.0	1997	2000	163	27	8	1304	5202XS
T199RB	TOYOTA	Scepter	Petrol	2.2	1992	1996	163	27	8	1304	5202XS
T199RB	TOYOTA	Scepter	Petrol	2.2	1992	1996	163	27	8	1304	5202XS
T199RB	TOYOTA	Vista	Petrol	1.8	1988	1994	163	27	8	1304	5202XS
T199RB	TOYOTA	Vista	Petrol	1.8	1990	1994	163	27	8	1304	5202XS
T199RB	TOYOTA	Vista	Petrol	1.8	1991	1994	163	27	8	1304	5202XS

T199RB

BY REFERENCE

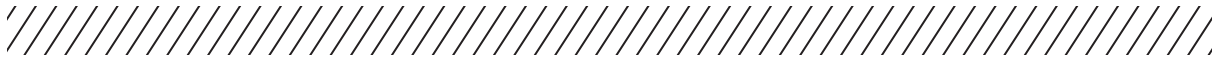
RPM TIMING BELTS



Article	Make	Model	Fuel	Stroke	Year From	Year Till	# Teeth	TW (mm)	Pitch (mm)	Length (mm)	Gates Crosslist
T199RB	TOYOTA	Vista	Petrol	2.0	1986	1994	163	27	8	1304	5202XS
T199RB	TOYOTA	Vista	Petrol	2.0	1986	1991	163	27	8	1304	5202XS
T199RB	TOYOTA	Vista	Petrol	2.0	1990	1994	163	27	8	1304	5202XS
T199RB	TOYOTA	Vista	Petrol	2.0	1990	1994	163	27	8	1304	5202XS
T199RB	TOYOTA	Vista	Petrol	2.0	1994		163	27	8	1304	5202XS
T199RB	TOYOTA	Town Ace	Petrol	2.0	1996	2004	163	27	8	1304	5202XS
T199RB	TOYOTA	Vista	Petrol	1.8	1994	1998	163	27	8	1304	5202XS
T199RB	TOYOTA	Vista	Petrol	2.0	1994	1998	163	27	8	1304	5202XS
T199RB	TOYOTA	Carina ED	Petrol	1.8	1988	1989	163	27	8	1304	5202XS
T199RB	TOYOTA	Carina ED	Petrol	1.8	1989	1993	163	27	8	1304	5202XS
T199RB	TOYOTA	Carina ED	Petrol	1.8	1993	1998	163	27	8	1304	5202XS
T199RB	TOYOTA	Carina ED	Petrol	2.0	1985	1989	163	27	8	1304	5202XS
T199RB	TOYOTA	Carina ED	Petrol	2.0	1992		163	27	8	1304	5202XS
T199RB	TOYOTA	Carina ED	Petrol	2.0	1993	1998	163	27	8	1304	5202XS
T199RB	TOYOTA	Corona FF	Petrol	1.8	1987	1992	163	27	8	1304	5202XS
T199RB	TOYOTA	Corona FF	Petrol	1.8	1987	1992	163	27	8	1304	5202XS
T199RB	TOYOTA	Corona FF	Petrol	1.8	1988	1989	163	27	8	1304	5202XS
T199RB	TOYOTA	Corona FF	Petrol	1.8	1993		163	27	8	1304	5202XS
T199RB	TOYOTA	Corona FF	Petrol	1.8	1993	1997	163	27	8	1304	5202XS
T199RB	TOYOTA	Corona FF	Petrol	2.0	1985	1989	163	27	8	1304	5202XS
T199RB	TOYOTA	Corona FF	Petrol	2.0	1987	1992	163	27	8	1304	5202XS
T199RB	TOYOTA	Corona FF	Petrol	2.0	1989	1993	163	27	8	1304	5202XS
T199RB	TOYOTA	Corona FF	Petrol	2.0	1989	1993	163	27	8	1304	5202XS
T199RB	TOYOTA	Corona FF	Petrol	2.0	1992	1996	163	27	8	1304	5202XS
T199RB	TOYOTA	Corona FF	Petrol	2.0	1993	1998	163	27	8	1304	5202XS
T199RB	TOYOTA	Corona FF	Petrol	2.0	1996	1999	163	27	8	1304	5202XS
T199RB	TOYOTA	Mark II Qualis	Petrol	2.2	1997		163	27	8	1304	5202XS
T199RB	TOYOTA	Townace Noah	Petrol	2.0	1996	1999	163	27	8	1304	5202XS
T199RB	TOYOTA	Townace Noah	Petrol	2.0	1996	1999	163	27	8	1304	5202XS
T195RB											
T195RB	DODGE	Stealth	Petrol	3.0	1989	1996	257	32	8	2056	5353XS
T195RB	DODGE	Stealth	Petrol	3.0	1991	1996	257	32	8	2056	5353XS
T195RB	DODGE	Stealth	Petrol	3.0	1994	1996	257	32	8	2056	5353XS
T195RB	MITSUBISHI	3000 GT	Petrol	3.0	1989	1999	257	32	8	2056	5353XS
T195RB	MITSUBISHI	3000 GT	Petrol	3.0	1990	1999	257	32	8	2056	5353XS
T195RB	MITSUBISHI	3000 GT	Petrol	3.0	1990	1999	257	32	8	2056	5353XS
T195RB	MITSUBISHI	3000 GT	Petrol	3.0	1990	1993	257	32	8	2056	5353XS
T195RB	MITSUBISHI	3000 GT	Petrol	3.0	1992	1994	257	32	8	2056	5353XS
T195RB	MITSUBISHI	3000 GT	Petrol	3.0	1992	1999	257	32	8	2056	5353XS
T195RB	MITSUBISHI	Debonair	Petrol	3.0	1986	1992	257	32	8	2056	5353XS
T195RB	MITSUBISHI	Diamante	Petrol	2.5	1990	1991	257	32	8	2056	5353XS
T195RB	MITSUBISHI	Diamante	Petrol	3.0	1990		257	32	8	2056	5353XS
T195RB	MITSUBISHI	Diamante	Petrol	3.0	1995		257	32	8	2056	5353XS
T195RB	MITSUBISHI	Diamante	Petrol	3.0	1995	1995	257	32	8	2056	5353XS
T195RB	MITSUBISHI	Galant	Petrol	2.5	1992	1996	257	32	8	2056	5353XS
T195RB	MITSUBISHI	Galant	Petrol	2.5	1992	1996	257	32	8	2056	5353XS
T195RB	MITSUBISHI	Galant	Petrol	2.5	1992	1996	257	32	8	2056	5353XS
T195RB	MITSUBISHI	GTO	Petrol	3.0	1990	2000	257	32	8	2056	5353XS
T195RB	MITSUBISHI	GTO	Petrol	3.0	1990		257	32	8	2056	5353XS
T195RB	MITSUBISHI	GTO	Petrol	3.0	1996	2000	257	32	8	2056	5353XS
T195RB	MITSUBISHI	GTO	Petrol	3.0	1990	1995	257	32	8	2056	5353XS
T195RB	MITSUBISHI	Sigma	Petrol	3.0	1990	1996	257	32	8	2056	5353XS
T195RB	MITSUBISHI	Sigma	Petrol	2.5	1990		257	32	8	2056	5353XS
T186RB											
T186RB	ACURA	CL	Petrol	2.2	1996	1997	70	16	9,525	667	5235XS
T186RB	ACURA	CL	Petrol	2.3	1998	2000	70	16	9,525	667	5235XS
T186RB	HONDA	Accord	Petrol	1.8	1990	1991	70	16	9,525	667	5235XS
T186RB	HONDA	Accord	Petrol	1.8	1993	1997	70	16	9,525	667	5235XS
T186RB	HONDA	Accord	Petrol	1.8	1996	1998	70	16	9,525	667	5235XS
T186RB	HONDA	Accord	Petrol	1.8	1998	2002	70	16	9,525	667	5235XS
T186RB	HONDA	Accord	Petrol	1.8	1999	2002	70	16	9,525	667	5235XS

BY REFERENCE

RPM TIMING BELTS

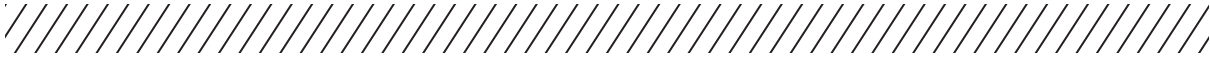


Article	Make	Model	Fuel	Stroke	Year From	Year Till	# Teeth	TW (mm)	Pitch (mm)	Length (mm)	Gates Crosslist
T186RB	HONDA	Accord	Petrol	2.0	1989	1992	70	16	9,525	667	5235XS
T186RB	HONDA	Accord	Petrol	2.0	1989	1993	70	16	9,525	667	5235XS
T186RB	HONDA	Accord	Petrol	2.0	1990	1993	70	16	9,525	667	5235XS
T186RB	HONDA	Accord	Petrol	2.0	1990	1993	70	16	9,525	667	5235XS
T186RB	HONDA	Accord	Petrol	2.0	1990	1993	70	16	9,525	667	5235XS
T186RB	HONDA	Accord	Petrol	2.0	1990	1993	70	16	9,525	667	5235XS
T186RB	HONDA	Accord	Petrol	2.0	1993	1996	70	16	9,525	667	5235XS
T186RB	HONDA	Accord	Petrol	2.0	1993	1998	70	16	9,525	667	5235XS
T186RB	HONDA	Accord	Petrol	2.0	1993		70	16	9,525	667	5235XS
T186RB	HONDA	Accord	Petrol	2.0	1998	2001	70	16	9,525	667	5235XS
T186RB	HONDA	Accord	Petrol	2.0	1999	2002	70	16	9,525	667	5235XS
T186RB	HONDA	Accord	Petrol	2.2	1990	1993	70	16	9,525	667	5235XS
T186RB	HONDA	Accord	Petrol	2.2	1990	1993	70	16	9,525	667	5235XS
T186RB	HONDA	Accord	Petrol	2.2	1991	1994	70	16	9,525	667	5235XS
T186RB	HONDA	Accord	Petrol	2.2	1993	1997	70	16	9,525	667	5235XS
T186RB	HONDA	Accord	Petrol	2.2	1996	1998	70	16	9,525	667	5235XS
T186RB	HONDA	Accord	Petrol	2.2	1998	2002	70	16	9,525	667	5235XS
T186RB	HONDA	Accord	Petrol	2.3	1994	1995	70	16	9,525	667	5235XS
T186RB	HONDA	Accord	Petrol	2.3	1997	2003	70	16	9,525	667	5235XS
T186RB	HONDA	Accord	Petrol	2.3	2000	2002	70	16	9,525	667	5235XS
T186RB	HONDA	Accord	Petrol	2.3	2000	2002	70	16	9,525	667	5235XS
T186RB	HONDA	Accord Aerodeck	Petrol	2.0	1993	1993	70	16	9,525	667	5235XS
T186RB	HONDA	Accord Aerodeck	Petrol	2.0	1993	1998	70	16	9,525	667	5235XS
T186RB	HONDA	Accord Aerodeck	Petrol	2.2	1990	1993	70	16	9,525	667	5235XS
T186RB	HONDA	Accord Aerodeck	Petrol	2.2	1991	1993	70	16	9,525	667	5235XS
T186RB	HONDA	Accord Aerodeck	Petrol	2.2	1994	1997	70	16	9,525	667	5235XS
T186RB	HONDA	Accord Coupe	Petrol	2.0	1992	1993	70	16	9,525	667	5235XS
T186RB	HONDA	Accord Coupe	Petrol	2.0	1993	1997	70	16	9,525	667	5235XS
T186RB	HONDA	Accord Coupe	Petrol	2.0	1998	2003	70	16	9,525	667	5235XS
T186RB	HONDA	Accord Coupe	Petrol	2.0	1999	2002	70	16	9,525	667	5235XS
T186RB	HONDA	Accord Coupe	Petrol	2.2	1989	1993	70	16	9,525	667	5235XS
T186RB	HONDA	Accord Coupe	Petrol	2.2	1989	1993	70	16	9,525	667	5235XS
T186RB	HONDA	Accord Coupe	Petrol	2.2	1993	1997	70	16	9,525	667	5235XS
T186RB	HONDA	Accord Coupe	Petrol	2.3	1998	2002	70	16	9,525	667	5235XS
T186RB	HONDA	Accord Estate/Wagon	Petrol	2.3	1997	1998	70	16	9,525	667	5235XS
T186RB	HONDA	Ascot	Petrol	1.8	1989	1991	70	16	9,525	667	5235XS
T186RB	HONDA	Ascot	Petrol	2.0	1989	1991	70	16	9,525	667	5235XS
T186RB	HONDA	Ascot	Petrol	2.3	1992	1997	70	16	9,525	667	5235XS
T186RB	HONDA	Avancier	Petrol	2.3	1999		70	16	9,525	667	5235XS
T186RB	HONDA	Ballade	Petrol	2.0	1995	1999	70	16	9,525	667	5235XS
T186RB	HONDA	Odyssey	Petrol	2.2	1994	1997	70	16	9,525	667	5235XS
T186RB	HONDA	Prelude	Petrol	2.3	1996	1999	70	16	9,525	667	5235XS
T186RB	HONDA	Odyssey	Petrol	2.2	1994	1997	70	16	9,525	667	5235XS
T186RB	HONDA	Odyssey	Petrol	2.2	1994	1997	70	16	9,525	667	5235XS
T186RB	HONDA	Odyssey	Petrol	2.2	1994	1997	70	16	9,525	667	5235XS
T186RB	HONDA	Odyssey	Petrol	2.2	1994	2000	70	16	9,525	667	5235XS
T186RB	HONDA	Odyssey	Petrol	2.2	1995	2000	70	16	9,525	667	5235XS
T186RB	HONDA	Odyssey	Petrol	2.3	1997	1999	70	16	9,525	667	5235XS
T186RB	HONDA	Odyssey	Petrol	2.3	1997	1999	70	16	9,525	667	5235XS
T186RB	HONDA	Odyssey	Petrol	2.3	2002	2003	70	16	9,525	667	5235XS
T186RB	HONDA	Odyssey	Petrol	2.3	2002	2003	70	16	9,525	667	5235XS
T186RB	HONDA	Prelude	Petrol	2.0	1991	1996	70	16	9,525	667	5235XS
T186RB	HONDA	Prelude	Petrol	2.0	1996	2000	70	16	9,525	667	5235XS
T186RB	HONDA	Prelude	Petrol	2.2	1993	1996	70	16	9,525	667	5235XS
T186RB	HONDA	Prelude	Petrol	2.2	1996	2000	70	16	9,525	667	5235XS
T186RB	HONDA	Prelude	Petrol	2.2	1996	2000	70	16	9,525	667	5235XS
T186RB	HONDA	Prelude	Petrol	2.3	1991	1996	70	16	9,525	667	5235XS
T186RB	HONDA	Shuttle	Petrol	2.2	1995	1998	70	16	9,525	667	5235XS
T186RB	HONDA	Shuttle	Petrol	2.3	1997	2002	70	16	9,525	667	5235XS
T186RB	HONDA	Ascot Innova	Petrol	2.0	1992	1997	70	16	9,525	667	5235XS
T186RB	HONDA	Ascot Innova	Petrol	2.2	1992	1997	70	16	9,525	667	5235XS

T186RB

BY REFERENCE

RPM TIMING BELTS



Article	Make	Model	Fuel	Stroke	Year From	Year Till	# Teeth	TW (mm)	Pitch (mm)	Length (mm)	Gates Crosslist
T186RB	ROVER	600	Petrol	2.0	1997	1999	70	16	9,525	667	5235XS
T186RB	ROVER	600	Petrol	2.3	1996	1999	70	16	9,525	667	5235XS
T186RB	ROVER	618	Petrol	1.9	1994	1999	70	16	9,525	667	5235XS
T186RB	ROVER	620	Petrol	2.0	1993	1996	70	16	9,525	667	5235XS
T186RB	ROVER	620	Petrol	2.0	1993	1999	70	16	9,525	667	5235XS
T186RB	ROVER	623	Petrol	2.3	1993	1999	70	16	9,525	667	5235XS
T184RB											
T184RB	HONDA	Domani	Petrol	1.8	1992	1998	125	26	9,525	1191	5505XS
T184RB	HONDA	CR-V	Petrol	2.0	1995	2000	125	26	9,525	1191	5505XS
T184RB	HONDA	CR-V	Petrol	2.0	1999	2002	125	26	9,525	1191	5505XS
T184RB	HONDA	CR-V	Petrol	2.0	1999	2002	125	26	9,525	1191	5505XS
T184RB	HONDA	Integra	Petrol	1.8	1993	1995	125	26	9,525	1191	5505XS
T184RB	HONDA	SMX	Petrol	2.0	1999	2002	125	26	9,525	1191	5505XS
T184RB	HONDA	S-MX	Petrol	2.0	1996	1999	125	26	9,525	1191	5505XS
T184RB	HONDA	Step Wagon	Petrol	2.0	1996	1999	125	26	9,525	1191	5505XS
T179RB											
T179RB	EUNOS	500	Petrol	1.6	1992	1994	145	22	8	1160	5273XS
T179RB	EUNOS	500	Petrol	1.6	1994	1999	145	22	8	1160	5273XS
T179RB	FORD AFRICA	Tracer	Petrol	1.8	1994	2001	145	22	8	1160	5273XS
T179RB	KIA	Mentor	Petrol	1.5	1997	2001	145	22	8	1160	5273XS
T179RB	KIA	Sephia	Petrol	1.5	1997	2001	145	22	8	1160	5273XS
T179RB	KIA	Sephia	Petrol	1.5	1998	2001	145	22	8	1160	5273XS
T179RB	KIA	Shuma	Petrol	1.5	1997	2001	145	22	8	1160	5273XS
T179RB	KIA	Shuma	Petrol	1.5	1998	2001	145	22	8	1160	5273XS
T179RB	MAZDA	323	Petrol	1.6	1985	1989	145	22	8	1160	5273XS
T179RB	MAZDA	323	Petrol	1.6	1986	1987	145	22	8	1160	5273XS
T179RB	MAZDA	323	Petrol	1.6	1987	1989	145	22	8	1160	5273XS
T179RB	MAZDA	323	Petrol	1.6	1987	1989	145	22	8	1160	5273XS
T179RB	MAZDA	323	Petrol	1.6	1987	1989	145	22	8	1160	5273XS
T179RB	MAZDA	323	Petrol	1.6	1994	1999	145	22	8	1160	5273XS
T179RB	MAZDA	323	Petrol	1.8	1989	1994	145	22	8	1160	5273XS
T179RB	MAZDA	323	Petrol	1.8	1991	1994	145	22	8	1160	5273XS
T179RB	MAZDA	323	Petrol	1.8	1994	1998	145	22	8	1160	5273XS
T179RB	MAZDA	323	Petrol	1.8	1994	1998	145	22	8	1160	5273XS
T179RB	MAZDA	323	Petrol	1.8	1994	1998	145	22	8	1160	5273XS
T179RB	MAZDA	323 Estate/Wagon	Petrol	1.8	1992	1998	145	22	8	1160	5273XS
T179RB	MAZDA	323C	Petrol	1.8	1989	1991	145	22	8	1160	5273XS
T179RB	MAZDA	323C	Petrol	1.8	1989	1994	145	22	8	1160	5273XS
T179RB	MAZDA	323C	Petrol	1.8	1990	1993	145	22	8	1160	5273XS
T179RB	MAZDA	323C	Petrol	1.8	1990	1992	145	22	8	1160	5273XS
T179RB	MAZDA	323C	Petrol	1.8	1991	1994	145	22	8	1160	5273XS
T179RB	MAZDA	323C	Petrol	1.8	1991	1993	145	22	8	1160	5273XS
T179RB	MAZDA	323C	Petrol	1.8	1994	1998	145	22	8	1160	5273XS
T179RB	MAZDA	323F	Petrol	1.8	1989	1991	145	22	8	1160	5273XS
T179RB	MAZDA	323F	Petrol	1.8	1989	1991	145	22	8	1160	5273XS
T179RB	MAZDA	323F	Petrol	1.8	1994	1998	145	22	8	1160	5273XS
T179RB	MAZDA	Astina	Petrol	1.5	1989	1994	145	22	8	1160	5273XS
T179RB	MAZDA	Astina	Petrol	1.6	1989	1991	145	22	8	1160	5273XS
T179RB	MAZDA	Astina	Petrol	1.8	1990	1994	145	22	8	1160	5273XS
T179RB	MAZDA	Familia	Petrol	1.5	1991		145	22	8	1160	5273XS
T179RB	MAZDA	Familia	Petrol	1.5	1994	1996	145	22	8	1160	5273XS
T179RB	MAZDA	Familia	Petrol	1.6	1985	1989	145	22	8	1160	5273XS
T179RB	MAZDA	Familia	Petrol	1.6	1985	1989	145	22	8	1160	5273XS
T179RB	MAZDA	Etude	Petrol	1.6	1987	1990	145	22	8	1160	5273XS
T179RB	MAZDA	Familia	Petrol	1.6	1989	1991	145	22	8	1160	5273XS
T179RB	MAZDA	Familia	Petrol	1.6	1994	1998	145	22	8	1160	5273XS
T179RB	MAZDA	Familia	Petrol	1.8	1989	1994	145	22	8	1160	5273XS
T179RB	MAZDA	Familia	Petrol	1.8	1994		145	22	8	1160	5273XS
T179RB	MAZDA	Familia	Petrol	1.8	1989	1994	145	22	8	1160	5273XS
T179RB	MAZDA	Familia	Petrol	1.8	1996	1998	145	22	8	1160	5273XS
T179RB	MAZDA	Festiva	Petrol	1.3	1986	1993	145	22	8	1160	5273XS

BY REFERENCE

RPM TIMING BELTS




Article	Make	Model	Fuel	Stroke	Year From	Year Till	# Teeth	TW (mm)	Pitch (mm)	Length (mm)	Gates Crosslist
T179RB	MAZDA	Etude	Petrol	1.6	1988	1993	145	22	8	1160	5273XS
T179RB	MAZDA	Lantis	Petrol	1.8	1993	1997	145	22	8	1160	5273XS
T179RB	MAZDA	Lantis	Petrol	1.8	1994	1998	145	22	8	1160	5273XS
T179RB	MAZDA	Lantis	Petrol	2.0	1993	1997	145	22	8	1160	5273XS
T179RB	MAZDA	Eunos 500	Petrol	1.6	1994	1999	145	22	8	1160	5273XS
T179RB	MAZDA	Miata	Petrol	1.6	1989	1997	145	22	8	1160	5273XS
T179RB	MAZDA	Miata	Petrol	1.6	2003	2005	145	22	8	1160	5273XS
T179RB	MAZDA	Miata	Petrol	1.8	1993	1997	145	22	8	1160	5273XS
T179RB	MAZDA	Miata	Petrol	1.8	1998	2002	145	22	8	1160	5273XS
T179RB	MAZDA	Miata	Petrol	1.8	2002	2005	145	22	8	1160	5273XS
T179RB	MAZDA	Protege	Petrol	1.8	1989	1991	145	22	8	1160	5273XS
T179RB	MAZDA	Protege	Petrol	1.8	1994	1999	145	22	8	1160	5273XS
T179RB	MAZDA	Roadster	Petrol	1.6	1989	1993	145	22	8	1160	5273XS
T179RB	MAZDA	Roadster	Petrol	1.6	1997		145	22	8	1160	5273XS
T179RB	MAZDA	Roadster	Petrol	1.6	2000	2005	145	22	8	1160	5273XS
T179RB	MAZDA	Roadster	Petrol	1.8	1995		145	22	8	1160	5273XS
T179RB	MAZDA	Roadster	Petrol	1.8	1997		145	22	8	1160	5273XS
T179RB	MAZDA	Roadster	Petrol	1.8	2002	2005	145	22	8	1160	5273XS
T179RB	MAZDA	MX3	Petrol	1.6	1993	1998	145	22	8	1160	5273XS
T179RB	MAZDA	MX5	Petrol	1.6	1989	1994	145	22	8	1160	5273XS
T179RB	MAZDA	MX5	Petrol	1.6	1990	1992	145	22	8	1160	5273XS
T179RB	MAZDA	MX5	Petrol	1.6	1990	1997	145	22	8	1160	5273XS
T179RB	MAZDA	MX5	Petrol	1.6	1998	2005	145	22	8	1160	5273XS
T179RB	MAZDA	MX5	Petrol	1.8	1993	1998	145	22	8	1160	5273XS
T179RB	MAZDA	MX5	Petrol	1.8	1998	2005	145	22	8	1160	5273XS
T179RB	MAZDA	MX5	Petrol	1.8	1998	2005	145	22	8	1160	5273XS
T179RB	MAZDA	MX5	Petrol	1.8	2000	2005	145	22	8	1160	5273XS
T179RB	MAZDA	Xedos 6	Petrol	1.6	1992	1994	145	22	8	1160	5273XS
T179RB	MAZDA	Xedos 6	Petrol	1.6	1994	1999	145	22	8	1160	5273XS
T179RB	MAZDA	Autozam AZ-3	Petrol	1.5	1991	1998	145	22	8	1160	5273XS
T179RB	MAZDA	Eunos 100	Petrol	1.5	1989	1994	145	22	8	1160	5273XS
T179RB	MAZDA	Eunos 100	Petrol	1.8	1989	1994	145	22	8	1160	5273XS
T179RB	MAZDA	Eunos Presso	Petrol	1.5	1993	1998	145	22	8	1160	5273XS
T179RB	MAZDA	Eunos Roadster	Petrol	1.6	1989	1993	145	22	8	1160	5273XS
T179RB	MAZDA	Eunos Roadster	Petrol	1.8	1993	1998	145	22	8	1160	5273XS
T179RB	MAZDA	Eunos Roadster	Petrol	1.8	1997	1998	145	22	8	1160	5273XS
T179RB	MAZDA	Laser	Petrol	1.5	1991		145	22	8	1160	5273XS
T179RB	MAZDA	Laser	Petrol	1.5	1994	1996	145	22	8	1160	5273XS
T179RB	MAZDA	Laser	Petrol	1.6	1985	1989	145	22	8	1160	5273XS
T179RB	MAZDA	Laser	Petrol	1.6	1985	1989	145	22	8	1160	5273XS
T179RB	MAZDA	Laser	Petrol	1.6	1989	1991	145	22	8	1160	5273XS
T179RB	MAZDA	Laser	Petrol	1.6	1994	1998	145	22	8	1160	5273XS
T179RB	MAZDA	Laser	Petrol	1.8	1989	1994	145	22	8	1160	5273XS
T179RB	MAZDA	Laser	Petrol	1.8	1994		145	22	8	1160	5273XS
T179RB	MERCURY	Capri	Petrol	1.6	1990	1994	145	22	8	1160	5273XS
T179RB	MERCURY	Capri	Petrol	1.6	1990	1994	145	22	8	1160	5273XS
T179RB	MERCURY	Tracer	Petrol	1.8	1991	1999	145	22	8	1160	5273XS
T176RB											
T176RB	GEO	Prizm	Petrol	1.6	1988	1992	113	19	9,525	1076	5117XS
T176RB	TOYOTA	Carina FF	Petrol	1.6	1988	1992	113	19	9,525	1076	5117XS
T176RB	TOYOTA	Carina	Petrol	1.6	1983	1985	113	19	9,525	1076	5117XS
T176RB	TOYOTA	Carina	Petrol	1.6	1988	1992	113	19	9,525	1076	5117XS
T176RB	TOYOTA	Celica	Petrol	1.6	1983	1985	113	19	9,525	1076	5117XS
T176RB	TOYOTA	Celica	Petrol	1.6	1983	1985	113	19	9,525	1076	5117XS
T176RB	TOYOTA	Celica	Petrol	1.6	1985	1989	113	19	9,525	1076	5117XS
T176RB	TOYOTA	Celica	Petrol	1.6	1985	1989	113	19	9,525	1076	5117XS
T176RB	TOYOTA	Celica	Petrol	1.6	1985	1989	113	19	9,525	1076	5117XS
T176RB	TOYOTA	Celica	Petrol	1.6	1987	1989	113	19	9,525	1076	5117XS
T176RB	TOYOTA	Celica	Petrol	1.6	1988	1989	113	19	9,525	1076	5117XS
T176RB	TOYOTA	Corolla Levin	Petrol	1.6	1983	1987	113	19	9,525	1076	5117XS
T176RB	TOYOTA	Corona	Petrol	1.6	1985	1987	113	19	9,525	1076	5117XS

T179RB

T176RB

BY REFERENCE

RPM TIMING BELTS



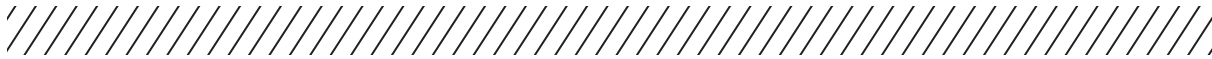
T176RB

T167RB1

Article	Make	Model	Fuel	Stroke	Year From	Year Till	# Teeth	TW (mm)	Pitch (mm)	Length (mm)	Gates Crosslist
T176RB	TOYOTA	Corolla	Petrol	1.6	1983	1987	113	19	9,525	1076	5117XS
T176RB	TOYOTA	Corolla	Petrol	1.6	1985	1987	113	19	9,525	1076	5117XS
T176RB	TOYOTA	Corolla	Petrol	1.6	1987	1992	113	19	9,525	1076	5117XS
T176RB	TOYOTA	Corolla	Petrol	1.6	1987	1992	113	19	9,525	1076	5117XS
T176RB	TOYOTA	Corolla	Petrol	1.6	1987	1992	113	19	9,525	1076	5117XS
T176RB	TOYOTA	Corolla	Petrol	1.6	1987	1994	113	19	9,525	1076	5117XS
T176RB	TOYOTA	Corolla Coupe	Petrol	1.6	1983	1987	113	19	9,525	1076	5117XS
T176RB	TOYOTA	Corolla Coupe	Petrol	1.6	1985	1987	113	19	9,525	1076	5117XS
T176RB	TOYOTA	Corolla Coupe (Nato)	Petrol	1.6	1987	1991	113	19	9,525	1076	5117XS
T176RB	TOYOTA	Corolla Coupe (Nato)	Petrol	1.6	1987	1991	113	19	9,525	1076	5117XS
T176RB	TOYOTA	Corolla Estate/Wagon	Petrol	1.6	1987	1992	113	19	9,525	1076	5117XS
T176RB	TOYOTA	MR2	Petrol	1.6	1984	1989	113	19	9,525	1076	5117XS
T176RB	TOYOTA	MR2	Petrol	1.6	1984	1990	113	19	9,525	1076	5117XS
T176RB	TOYOTA	MR2	Petrol	1.6	1984	1990	113	19	9,525	1076	5117XS
T176RB	TOYOTA	Sprinter	Petrol	1.6	1983	1987	113	19	9,525	1076	5117XS
T176RB	TOYOTA	Sprinter	Petrol	1.6	1987	1992	113	19	9,525	1076	5117XS
T176RB	TOYOTA	Sprinter Trueno	Petrol	1.6	1983	1987	113	19	9,525	1076	5117XS
T176RB	TOYOTA	Sprinter Trueno	Petrol	1.6	1985	1987	113	19	9,525	1076	5117XS
T176RB	TOYOTA	Sprinter	Petrol	1.6	1983	1987	113	19	9,525	1076	5117XS
T176RB	TOYOTA	Corona FF	Petrol	1.6	1985	1987	113	19	9,525	1076	5117XS
T176RB	TOYOTA	Levin	Petrol	1.6	1985	1987	113	19	9,525	1076	5117XS
T176RB	TOYOTA	Levin	Petrol	1.6	1985	1987	113	19	9,525	1076	5117XS
T176RB	TOYOTA	Levin	Petrol	1.6	1987	1995	113	19	9,525	1076	5117XS
T176RB	TOYOTA	Levin	Petrol	1.6	1987	1991	113	19	9,525	1076	5117XS
T176RB	TOYOTA	Levin	Petrol	1.6	1991	1995	113	19	9,525	1076	5117XS
T176RB	TOYOTA	Trueno	Petrol	1.6	1985	1987	113	19	9,525	1076	5117XS
T176RB	TOYOTA	Trueno	Petrol	1.6	1985	1987	113	19	9,525	1076	5117XS
T176RB	TOYOTA	Trueno	Petrol	1.6	1987	1995	113	19	9,525	1076	5117XS
T176RB	TOYOTA	Trueno	Petrol	1.6	1987	1991	113	19	9,525	1076	5117XS
T176RB	TOYOTA	Trueno	Petrol	1.6	1991	1995	113	19	9,525	1076	5117XS
T167RB1											
T167RB1	EAGLE	Talon	Petrol	2.0	1994	1998	153	29	9,525	1457	5255XS
T167RB1	EAGLE	Talon	Petrol	2.0	1994	1998	153	29	9,525	1457	5255XS
T167RB1	HYUNDAI	Elantra	Petrol	1.8	1992	1995	153	29	9,525	1457	5255XS
T167RB1	HYUNDAI	Lantra	Petrol	1.8	1990	1995	153	29	9,525	1457	5255XS
T167RB1	HYUNDAI	Santamo	Petrol	2.0	1998	2002	153	29	9,525	1457	5255XS
T167RB1	HYUNDAI	Santamo	Petrol	2.0	1999	2002	153	29	9,525	1457	5255XS
T167RB1	HYUNDAI	Sonata	Petrol	2.0	1991	1993	153	29	9,525	1457	5255XS
T167RB1	HYUNDAI	Sonata	Petrol	2.0	1993	1998	153	29	9,525	1457	5255XS
T167RB1	HYUNDAI	Sonata	Petrol	2.0	1996	1998	153	29	9,525	1457	5255XS
T167RB1	HYUNDAI	Sonica	Petrol	2.0	1994	1996	153	29	9,525	1457	5255XS
T167RB1	HYUNDAI	Sonica	Petrol	2.0	1996	1998	153	29	9,525	1457	5255XS
T167RB1	KIA	Joice	Petrol	2.0	1999	2003	153	29	9,525	1457	5255XS
T167RB1	KIA	Joice	Petrol	2.0	2001	2003	153	29	9,525	1457	5255XS
T167RB1	MITSUBISHI	Airtrek	Petrol	2.0	2002	2006	153	29	9,525	1457	5255XS
T167RB1	MITSUBISHI	Airtrek	Petrol	2.0	2003	2006	153	29	9,525	1457	5255XS
T167RB1	MITSUBISHI	Colt	Petrol	1.8	1990	1991	153	29	9,525	1457	5255XS
T167RB1	MITSUBISHI	Dion	Petrol	2.0	2000	2002	153	29	9,525	1457	5255XS
T167RB1	MITSUBISHI	Eclipse	Petrol	2.0	1989	1994	153	29	9,525	1457	5255XS
T167RB1	MITSUBISHI	Eclipse	Petrol	2.0	1989	1995	153	29	9,525	1457	5255XS
T167RB1	MITSUBISHI	Eclipse	Petrol	2.0	1991	1994	153	29	9,525	1457	5255XS
T167RB1	MITSUBISHI	Eclipse	Petrol	2.0	1991	1994	153	29	9,525	1457	5255XS
T167RB1	MITSUBISHI	Eclipse	Petrol	2.0	1995	1999	153	29	9,525	1457	5255XS
T167RB1	MITSUBISHI	Eclipse	Petrol	2.0	1995	1999	153	29	9,525	1457	5255XS
T167RB1	MITSUBISHI	Eclipse	Petrol	2.0	1995	1999	153	29	9,525	1457	5255XS
T167RB1	MITSUBISHI	ETERNA	Petrol	1.8	1988	1992	153	29	9,525	1457	5255XS
T167RB1	MITSUBISHI	Galant	Petrol	2.0	1987	1992	153	29	9,525	1457	5255XS
T167RB1	MITSUBISHI	Galant	Petrol	2.0	1988	1992	153	29	9,525	1457	5255XS
T167RB1	MITSUBISHI	Galant	Petrol	2.0	1988	1992	153	29	9,525	1457	5255XS
T167RB1	MITSUBISHI	Galant	Petrol	2.0	1988	1992	153	29	9,525	1457	5255XS
T167RB1	MITSUBISHI	Galant	Petrol	2.0	1988	1992	153	29	9,525	1457	5255XS

BY REFERENCE

RPM TIMING BELTS




Article	Make	Model	Fuel	Stroke	Year From	Year Till	# Teeth	TW (mm)	Pitch (mm)	Length (mm)	Gates Crosslist
T167RB1	mitsubishi	Galant	Petrol	2.0	1989	1992	153	29	9,525	1457	5255XS
T167RB1	mitsubishi	Galant	Petrol	2.0	1991	1992	153	29	9,525	1457	5255XS
T167RB1	mitsubishi	Galant	Petrol	1.8	1988	1992	153	29	9,525	1457	5255XS
T167RB1	mitsubishi	Galant Estate/Wagon	Petrol	1.8	1988	1992	153	29	9,525	1457	5255XS
T167RB1	mitsubishi	Lancer	Petrol	1.8	1989	1992	153	29	9,525	1457	5255XS
T167RB1	mitsubishi	Lancer	Petrol	2.0	2003	2007	153	29	9,525	1457	5255XS
T167RB1	mitsubishi	Lancer Cargo	Petrol	2.0	2003	2008	153	29	9,525	1457	5255XS
T167RB1	mitsubishi	Lancer Estate/Wagon	Petrol	2.0	2003	2008	153	29	9,525	1457	5255XS
T167RB1	mitsubishi	Lancer Evolution	Petrol	2.0	1992	1993	153	29	9,525	1457	5255XS
T167RB1	mitsubishi	Lancer Evolution	Petrol	2.0	1994	1995	153	29	9,525	1457	5255XS
T167RB1	mitsubishi	Lancer Evolution	Petrol	2.0	1995	1996	153	29	9,525	1457	5255XS
T167RB1	mitsubishi	Lancer Evolution	Petrol	2.0	1996	1997	153	29	9,525	1457	5255XS
T167RB1	mitsubishi	Lancer Evolution	Petrol	2.0	1998	1998	153	29	9,525	1457	5255XS
T167RB1	mitsubishi	Lancer Evolution	Petrol	2.0	1999	2001	153	29	9,525	1457	5255XS
T167RB1	mitsubishi	Lancer Evolution	Petrol	2.0	2000	2005	153	29	9,525	1457	5255XS
T167RB1	mitsubishi	Lancer Evolution	Petrol	2.0	2003	2004	153	29	9,525	1457	5255XS
T167RB1	mitsubishi	Lancer Evolution	Petrol	2.0	2003	2004	153	29	9,525	1457	5255XS
T167RB1	mitsubishi	Lancer Evolution	Petrol	2.0	2003	2007	153	29	9,525	1457	5255XS
T167RB1	mitsubishi	Lancer Evolution	Petrol	2.0	2003	2006	153	29	9,525	1457	5255XS
T167RB1	mitsubishi	Lancer Evolution	Petrol	2.0	2004	2006	153	29	9,525	1457	5255XS
T167RB1	mitsubishi	Lancer Evolution	Petrol	2.0	2004	2006	153	29	9,525	1457	5255XS
T167RB1	mitsubishi	Lancer Evolution	Petrol	2.0	2004	2005	153	29	9,525	1457	5255XS
T167RB1	mitsubishi	Lancer Evolution	Petrol	2.0	2004	2006	153	29	9,525	1457	5255XS
T167RB1	mitsubishi	Lancer Evolution	Petrol	2.0	2005	2008	153	29	9,525	1457	5255XS
T167RB1	mitsubishi	Lancer Evolution	Petrol	2.0	2005	2007	153	29	9,525	1457	5255XS
T167RB1	mitsubishi	Lancer Evolution	Petrol	2.0	2005	2007	153	29	9,525	1457	5255XS
T167RB1	mitsubishi	Lancer Evolution	Petrol	2.0	2006	2007	153	29	9,525	1457	5255XS
T167RB1	mitsubishi	Lancer Evolution	Petrol	2.0	2006	2008	153	29	9,525	1457	5255XS
T167RB1	mitsubishi	Lancer	Petrol	2.0	1992		153	29	9,525	1457	5255XS
T167RB1	mitsubishi	Outlander	Petrol	2.0	2003	2008	153	29	9,525	1457	5255XS
T167RB1	mitsubishi	Outlander	Petrol	2.0	2003	2008	153	29	9,525	1457	5255XS
T167RB1	mitsubishi	Outlander	Petrol	2.0	2004	2006	153	29	9,525	1457	5255XS
T167RB1	mitsubishi	RVR	Petrol	2.0	1991	1997	153	29	9,525	1457	5255XS
T167RB1	mitsubishi	Santamo	Petrol	2.0	1999	2004	153	29	9,525	1457	5255XS
T167RB1	mitsubishi	Santamo	Petrol	2.0	1999	2004	153	29	9,525	1457	5255XS
T167RB1	mitsubishi	Space Runner	Petrol	2.0	1997	1999	153	29	9,525	1457	5255XS
T167RB1	plymouth	Laser	Petrol	2.0	1989	1993	153	29	9,525	1457	5255XS
T167RB1	plymouth	Laser	Petrol	2.0	1989	1993	153	29	9,525	1457	5255XS
T167RB											
T167RB	EAGLE	Talon	Petrol	2.0	1994	1998	153	29	9,525	1457	Set of T167RB (5255XS) and T168RB (5257XS)
T167RB	EAGLE	Talon	Petrol	2.0	1994	1998	153	29	9,525	1457	Set of T167RB (5255XS) and T168RB (5257XS)
T167RB	HYUNDAI	Elantra	Petrol	1.8	1992	1995	153	29	9,525	1457	Set of T167RB (5255XS) and T168RB (5257XS)
T167RB	HYUNDAI	Lantra	Petrol	1.8	1990	1995	153	29	9,525	1457	Set of T167RB (5255XS) and T168RB (5257XS)
T167RB	HYUNDAI	Santamo	Petrol	2.0	1998	2002	153	29	9,525	1457	Set of T167RB (5255XS) and T168RB (5257XS)
T167RB	HYUNDAI	Santamo	Petrol	2.0	1999	2002	153	29	9,525	1457	Set of T167RB (5255XS) and T168RB (5257XS)
T167RB	HYUNDAI	Sonata	Petrol	2.0	1991	1993	153	29	9,525	1457	Set of T167RB (5255XS) and T168RB (5257XS)
T167RB	HYUNDAI	Sonata	Petrol	2.0	1993	1998	153	29	9,525	1457	Set of T167RB (5255XS) and T168RB (5257XS)

T167RB1
T167RB

BY REFERENCE

RPM TIMING BELTS



T167RB

Article	Make	Model	Fuel	Stroke	Year From	Year Till	# Teeth	TW (mm)	Pitch (mm)	Length (mm)	Gates Crosslist
T167RB	HYUNDAI	Sonata	Petrol	2.0	1996	1998	153	29	9,525	1457	Set of T167RB (5255XS) and T168RB (5257XS)
T167RB	HYUNDAI	Sonica	Petrol	2.0	1994	1996	153	29	9,525	1457	Set of T167RB (5255XS) and T168RB (5257XS)
T167RB	HYUNDAI	Sonica	Petrol	2.0	1996	1998	153	29	9,525	1457	Set of T167RB (5255XS) and T168RB (5257XS)
T167RB	KIA	Joice	Petrol	2.0	1999	2003	153	29	9,525	1457	Set of T167RB (5255XS) and T168RB (5257XS)
T167RB	KIA	Joice	Petrol	2.0	2001	2003	153	29	9,525	1457	Set of T167RB (5255XS) and T168RB (5257XS)
T167RB	MITSUBISHI	Airtrek	Petrol	2.0	2002	2006	153	29	9,525	1457	Set of T167RB (5255XS) and T168RB (5257XS)
T167RB	MITSUBISHI	Airtrek	Petrol	2.0	2003	2006	153	29	9,525	1457	Set of T167RB (5255XS) and T168RB (5257XS)
T167RB	MITSUBISHI	Colt	Petrol	1.8	1990	1991	153	29	9,525	1457	Set of T167RB (5255XS) and T168RB (5257XS)
T167RB	MITSUBISHI	Dion	Petrol	2.0	2000	2002	153	29	9,525	1457	Set of T167RB (5255XS) and T168RB (5257XS)
T167RB	MITSUBISHI	Eclipse	Petrol	2.0	1989	1994	153	29	9,525	1457	Set of T167RB (5255XS) and T168RB (5257XS)
T167RB	MITSUBISHI	Eclipse	Petrol	2.0	1989	1995	153	29	9,525	1457	Set of T167RB (5255XS) and T168RB (5257XS)
T167RB	MITSUBISHI	Eclipse	Petrol	2.0	1991	1994	153	29	9,525	1457	Set of T167RB (5255XS) and T168RB (5257XS)
T167RB	MITSUBISHI	Eclipse	Petrol	2.0	1991	1994	153	29	9,525	1457	Set of T167RB (5255XS) and T168RB (5257XS)
T167RB	MITSUBISHI	Eclipse	Petrol	2.0	1995	1999	153	29	9,525	1457	Set of T167RB (5255XS) and T168RB (5257XS)
T167RB	MITSUBISHI	Eclipse	Petrol	2.0	1995	1999	153	29	9,525	1457	Set of T167RB (5255XS) and T168RB (5257XS)
T167RB	MITSUBISHI	Eclipse	Petrol	2.0	1995	1999	153	29	9,525	1457	Set of T167RB (5255XS) and T168RB (5257XS)
T167RB	MITSUBISHI	ETERNA	Petrol	1.8	1988	1992	153	29	9,525	1457	Set of T167RB (5255XS) and T168RB (5257XS)
T167RB	MITSUBISHI	Galant	Petrol	2.0	1987	1992	153	29	9,525	1457	Set of T167RB (5255XS) and T168RB (5257XS)
T167RB	MITSUBISHI	Galant	Petrol	2.0	1988	1992	153	29	9,525	1457	Set of T167RB (5255XS) and T168RB (5257XS)
T167RB	MITSUBISHI	Galant	Petrol	2.0	1988	1992	153	29	9,525	1457	Set of T167RB (5255XS) and T168RB (5257XS)
T167RB	MITSUBISHI	Galant	Petrol	2.0	1988	1992	153	29	9,525	1457	Set of T167RB (5255XS) and T168RB (5257XS)
T167RB	MITSUBISHI	Galant	Petrol	2.0	1988	1992	153	29	9,525	1457	Set of T167RB (5255XS) and T168RB (5257XS)
T167RB	MITSUBISHI	Galant	Petrol	2.0	1989	1992	153	29	9,525	1457	Set of T167RB (5255XS) and T168RB (5257XS)

BY REFERENCE

RPM TIMING BELTS

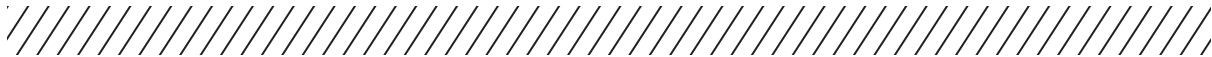


Article	Make	Model	Fuel	Stroke	Year From	Year Till	# Teeth	TW (mm)	Pitch (mm)	Length (mm)	Gates Crosslist
T167RB	MITSUBISHI	Galant	Petrol	2.0	1991	1992	153	29	9,525	1457	Set of T167RB (5255XS) and T168RB (5257XS)
T167RB	MITSUBISHI	Galant	Petrol	1.8	1988	1992	153	29	9,525	1457	Set of T167RB (5255XS) and T168RB (5257XS)
T167RB	MITSUBISHI	Galant Estate/Wagon	Petrol	1.8	1988	1992	153	29	9,525	1457	Set of T167RB (5255XS) and T168RB (5257XS)
T167RB	MITSUBISHI	Lancer	Petrol	1.8	1989	1992	153	29	9,525	1457	Set of T167RB (5255XS) and T168RB (5257XS)
T167RB	MITSUBISHI	Lancer	Petrol	2.0	2003	2007	153	29	9,525	1457	Set of T167RB (5255XS) and T168RB (5257XS)
T167RB	MITSUBISHI	Lancer Cargo	Petrol	2.0	2003	2008	153	29	9,525	1457	Set of T167RB (5255XS) and T168RB (5257XS)
T167RB	MITSUBISHI	Lancer Estate/Wagon	Petrol	2.0	2003	2008	153	29	9,525	1457	Set of T167RB (5255XS) and T168RB (5257XS)
T167RB	MITSUBISHI	Lancer Evolution	Petrol	2.0	1992	1993	153	29	9,525	1457	Set of T167RB (5255XS) and T168RB (5257XS)
T167RB	MITSUBISHI	Lancer Evolution	Petrol	2.0	1994	1995	153	29	9,525	1457	Set of T167RB (5255XS) and T168RB (5257XS)
T167RB	MITSUBISHI	Lancer Evolution	Petrol	2.0	1995	1996	153	29	9,525	1457	Set of T167RB (5255XS) and T168RB (5257XS)
T167RB	MITSUBISHI	Lancer Evolution	Petrol	2.0	1996	1997	153	29	9,525	1457	Set of T167RB (5255XS) and T168RB (5257XS)
T167RB	MITSUBISHI	Lancer Evolution	Petrol	2.0	1998	1998	153	29	9,525	1457	Set of T167RB (5255XS) and T168RB (5257XS)
T167RB	MITSUBISHI	Lancer Evolution	Petrol	2.0	1999	2001	153	29	9,525	1457	Set of T167RB (5255XS) and T168RB (5257XS)
T167RB	MITSUBISHI	Lancer Evolution	Petrol	2.0	2000	2005	153	29	9,525	1457	Set of T167RB (5255XS) and T168RB (5257XS)
T167RB	MITSUBISHI	Lancer Evolution	Petrol	2.0	2003	2004	153	29	9,525	1457	Set of T167RB (5255XS) and T168RB (5257XS)
T167RB	MITSUBISHI	Lancer Evolution	Petrol	2.0	2003	2004	153	29	9,525	1457	Set of T167RB (5255XS) and T168RB (5257XS)
T167RB	MITSUBISHI	Lancer Evolution	Petrol	2.0	2003	2007	153	29	9,525	1457	Set of T167RB (5255XS) and T168RB (5257XS)
T167RB	MITSUBISHI	Lancer Evolution	Petrol	2.0	2003	2006	153	29	9,525	1457	Set of T167RB (5255XS) and T168RB (5257XS)
T167RB	MITSUBISHI	Lancer Evolution	Petrol	2.0	2004	2006	153	29	9,525	1457	Set of T167RB (5255XS) and T168RB (5257XS)
T167RB	MITSUBISHI	Lancer Evolution	Petrol	2.0	2004	2006	153	29	9,525	1457	Set of T167RB (5255XS) and T168RB (5257XS)
T167RB	MITSUBISHI	Lancer Evolution	Petrol	2.0	2004	2005	153	29	9,525	1457	Set of T167RB (5255XS) and T168RB (5257XS)
T167RB	MITSUBISHI	Lancer Evolution	Petrol	2.0	2004	2006	153	29	9,525	1457	Set of T167RB (5255XS) and T168RB (5257XS)
T167RB	MITSUBISHI	Lancer Evolution	Petrol	2.0	2005	2008	153	29	9,525	1457	Set of T167RB (5255XS) and T168RB (5257XS)

T167RB

BY REFERENCE

RPM TIMING BELTS



T167RB

T152RB

T145RB

Article	Make	Model	Fuel	Stroke	Year From	Year Till	# Teeth	TW (mm)	Pitch (mm)	Length (mm)	Gates Crosslist
T167RB	MITSUBISHI	Lancer Evolution	Petrol	2.0	2005	2008	153	29	9,525	1457	Set of T167RB (5255XS) and T168RB (5257XS)
T167RB	MITSUBISHI	Lancer Evolution	Petrol	2.0	2005	2007	153	29	9,525	1457	Set of T167RB (5255XS) and T168RB (5257XS)
T167RB	MITSUBISHI	Lancer Evolution	Petrol	2.0	2005	2007	153	29	9,525	1457	Set of T167RB (5255XS) and T168RB (5257XS)
T167RB	MITSUBISHI	Lancer Evolution	Petrol	2.0	2006	2007	153	29	9,525	1457	Set of T167RB (5255XS) and T168RB (5257XS)
T167RB	MITSUBISHI	Lancer Evolution	Petrol	2.0	2006	2008	153	29	9,525	1457	Set of T167RB (5255XS) and T168RB (5257XS)
T167RB	MITSUBISHI	Lancer	Petrol	2.0	1992		153	29	9,525	1457	Set of T167RB (5255XS) and T168RB (5257XS)
T167RB	MITSUBISHI	Outlander	Petrol	2.0	2003	2008	153	29	9,525	1457	Set of T167RB (5255XS) and T168RB (5257XS)
T167RB	MITSUBISHI	Outlander	Petrol	2.0	2003	2008	153	29	9,525	1457	Set of T167RB (5255XS) and T168RB (5257XS)
T167RB	MITSUBISHI	Outlander	Petrol	2.0	2004	2006	153	29	9,525	1457	Set of T167RB (5255XS) and T168RB (5257XS)
T167RB	MITSUBISHI	RVR	Petrol	2.0	1991	1997	153	29	9,525	1457	Set of T167RB (5255XS) and T168RB (5257XS)
T167RB	MITSUBISHI	Santamo	Petrol	2.0	1999	2004	153	29	9,525	1457	Set of T167RB (5255XS) and T168RB (5257XS)
T167RB	MITSUBISHI	Santamo	Petrol	2.0	1999	2004	153	29	9,525	1457	Set of T167RB (5255XS) and T168RB (5257XS)
T167RB	MITSUBISHI	Space Runner	Petrol	2.0	1997	1999	153	29	9,525	1457	Set of T167RB (5255XS) and T168RB (5257XS)
T167RB	PLYMOUTH	Laser	Petrol	2.0	1989	1993	153	29	9,525	1457	Set of T167RB (5255XS) and T168RB (5257XS)
T167RB	PLYMOUTH	Laser	Petrol	2.0	1989	1993	153	29	9,525	1457	Set of T167RB (5255XS) and T168RB (5257XS)
T152RB											
T152RB	PORSCHE	944	Petrol	2.5	1986	1988	119	25	9,525	1133	5094XS
T152RB	PORSCHE	944	Petrol	3.0	1988	1991	119	25	9,525	1133	5094XS
T152RB	PORSCHE	944	Petrol	3.0	1988	1991	119	25	9,525	1133	5094XS
T152RB	PORSCHE	968	Petrol	3.0	1991	1995	119	25	9,525	1133	5094XS
T152RB	PORSCHE	968	Petrol	3.0	1991	1995	119	25	9,525	1133	5094XS
T145RB											
T145RB	HONDA	Ballade	Petrol	1.6	1989	1991	107	24	9,525	1019	5233XS
T145RB	HONDA	Concerto	Petrol	1.6	1988	1992	107	24	9,525	1019	5233XS
T145RB	HONDA	Concerto	Petrol	1.6	1988	1992	107	24	9,525	1019	5233XS
T145RB	HONDA	Civic	Petrol	1.6	1987	1991	107	24	9,525	1019	5233XS
T145RB	HONDA	Civic	Petrol	1.6	1987	1991	107	24	9,525	1019	5233XS
T145RB	HONDA	Civic	Petrol	1.6	1987	1991	107	24	9,525	1019	5233XS
T145RB	HONDA	Civic	Petrol	1.6	1988	1989	107	24	9,525	1019	5233XS
T145RB	HONDA	Civic	Petrol	1.6	1988	1991	107	24	9,525	1019	5233XS
T145RB	HONDA	Civic	Petrol	1.6	1988	1991	107	24	9,525	1019	5233XS
T145RB	HONDA	Civic	Petrol	1.6	1988	1991	107	24	9,525	1019	5233XS
T145RB	HONDA	Civic	Petrol	1.6	1989	1991	107	24	9,525	1019	5233XS
T145RB	HONDA	Civic	Petrol	1.6	1994	1997	107	24	9,525	1019	5233XS
T145RB	HONDA	Civic	Petrol	1.6	1995	2000	107	24	9,525	1019	5233XS
T145RB	HONDA	Civic	Petrol	1.6	1995	1996	107	24	9,525	1019	5233XS
T145RB	HONDA	Civic	Petrol	1.6	1995	1997	107	24	9,525	1019	5233XS

BY REFERENCE

RPM TIMING BELTS



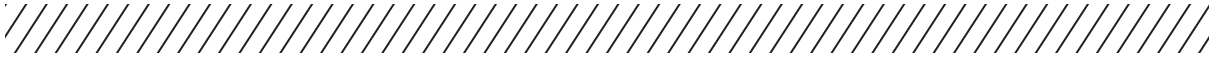
Article	Make	Model	Fuel	Stroke	Year From	Year Till	# Teeth	TW (mm)	Pitch (mm)	Length (mm)	Gates Crosslist
T145RB	HONDA	Civic CRX	Petrol	1.6	1986	1987	107	24	9,525	1019	5233XS
T145RB	HONDA	Civic CRX	Petrol	1.6	1987	1988	107	24	9,525	1019	5233XS
T145RB	HONDA	Civic CRX	Petrol	1.6	1987	1992	107	24	9,525	1019	5233XS
T145RB	HONDA	Civic Shuttle	Petrol	1.6	1988	1989	107	24	9,525	1019	5233XS
T145RB	HONDA	Civic Shuttle	Petrol	1.6	1988	1992	107	24	9,525	1019	5233XS
T145RB	HONDA	Civic Shuttle	Petrol	1.6	1988	1994	107	24	9,525	1019	5233XS
T145RB	HONDA	Concerto	Petrol	1.6	1989	1995	107	24	9,525	1019	5233XS
T145RB	HONDA	Concerto	Petrol	1.6	1989	1995	107	24	9,525	1019	5233XS
T145RB	HONDA	Concerto	Petrol	1.6	1989	1992	107	24	9,525	1019	5233XS
T145RB	HONDA	Concerto	Petrol	1.6	1989	1992	107	24	9,525	1019	5233XS
T145RB	HONDA	CRX	Petrol	1.6	1988	1991	107	24	9,525	1019	5233XS
T145RB	HONDA	Integra	Petrol	1.6	1989	1993	107	24	9,525	1019	5233XS
T145RB	HONDA	Integra	Petrol	1.6	1989	1993	107	24	9,525	1019	5233XS
T145RB	ROVER	216	Petrol	1.6	1989	1995	107	24	9,525	1019	5233XS
T145RB	ROVER	216	Petrol	1.6	1990	1995	107	24	9,525	1019	5233XS
T145RB	ROVER	416	Petrol	1.6	1990	1995	107	24	9,525	1019	5233XS
T145RB	ROVER	416	Petrol	1.6	1990	1996	107	24	9,525	1019	5233XS
T145RB	ROVER	416	Petrol	1.6	1995	1999	107	24	9,525	1019	5233XS
T145RB	ROVER	416	Petrol	1.6	1995	2000	107	24	9,525	1019	5233XS
T145RB	ROVER	416	Petrol	1.6	1995	2000	107	24	9,525	1019	5233XS
T145RB	ROVER	416	Petrol	1.6	1996	1999	107	24	9,525	1019	5233XS
T145RB	ROVER	416 Tourer	Petrol	1.6	1993	1998	107	24	9,525	1019	5233XS
T142RB											
T142RB	CHRYSLER	Chrysler ES	Petrol	2.2	1989	1990	124	24	9,525	1181	5237XS
T142RB	CHRYSLER	Chrysler ES	Petrol	2.5	1988	1990	124	24	9,525	1181	5237XS
T142RB	CHRYSLER	Chrysler ES	Petrol	2.5	1988	1990	124	24	9,525	1181	5237XS
T142RB	CHRYSLER	Chrysler ES	Petrol	2.5	1988	1990	124	24	9,525	1181	5237XS
T142RB	CHRYSLER	Chrysler GS	Petrol	2.2	1987	1990	124	24	9,525	1181	5237XS
T142RB	CHRYSLER	Chrysler GS	Petrol	2.2	1987	1990	124	24	9,525	1181	5237XS
T142RB	CHRYSLER	Chrysler GTS	Petrol	2.2	1986	1990	124	24	9,525	1181	5237XS
T142RB	CHRYSLER	Chrysler GTS	Petrol	2.2	1988	1990	124	24	9,525	1181	5237XS
T142RB	CHRYSLER	Chrysler GTS	Petrol	2.5	1987	1990	124	24	9,525	1181	5237XS
T142RB	CHRYSLER	Chrysler GTS	Petrol	2.5	1988	1990	124	24	9,525	1181	5237XS
T142RB	CHRYSLER	Cirrus	Petrol	2.5	1994	2000	124	24	9,525	1181	5237XS
T142RB	CHRYSLER	Daytona	Petrol	2.5	1989	1993	124	24	9,525	1181	5237XS
T142RB	CHRYSLER	Grand Voyager	Petrol	2.5	1987	1990	124	24	9,525	1181	5237XS
T142RB	CHRYSLER	Le Baron	Petrol	2.2	1983	1989	124	24	9,525	1181	5237XS
T142RB	CHRYSLER	Le Baron	Petrol	2.2	1984	1989	124	24	9,525	1181	5237XS
T142RB	CHRYSLER	Le Baron	Petrol	2.2	1986	1990	124	24	9,525	1181	5237XS
T142RB	CHRYSLER	Le Baron	Petrol	2.2	1986	1990	124	24	9,525	1181	5237XS
T142RB	CHRYSLER	Le Baron	Petrol	2.2	1986	1991	124	24	9,525	1181	5237XS
T142RB	CHRYSLER	Le Baron	Petrol	2.2	1986	1994	124	24	9,525	1181	5237XS
T142RB	CHRYSLER	Le Baron	Petrol	2.2	1987	1993	124	24	9,525	1181	5237XS
T142RB	CHRYSLER	Le Baron	Petrol	2.2	1990	1994	124	24	9,525	1181	5237XS
T142RB	CHRYSLER	Le Baron	Petrol	2.5	1985	1989	124	24	9,525	1181	5237XS
T142RB	CHRYSLER	Le Baron	Petrol	2.5	1986	1993	124	24	9,525	1181	5237XS
T142RB	CHRYSLER	Le Baron	Petrol	2.5	1986	1993	124	24	9,525	1181	5237XS
T142RB	CHRYSLER	Le Baron	Petrol	2.5	1986	1993	124	24	9,525	1181	5237XS
T142RB	CHRYSLER	Le Baron	Petrol	2.5	1987	1993	124	24	9,525	1181	5237XS
T142RB	CHRYSLER	Le Baron	Petrol	2.5	1987	1995	124	24	9,525	1181	5237XS
T142RB	CHRYSLER	Le Baron	Petrol	2.5	1988	1990	124	24	9,525	1181	5237XS
T142RB	CHRYSLER	Le Baron	Petrol	2.5	1989	1993	124	24	9,525	1181	5237XS
T142RB	CHRYSLER	Le Baron	Petrol	2.5	1990	1994	124	24	9,525	1181	5237XS
T142RB	CHRYSLER	Le Baron	Petrol	2.5	1990	1994	124	24	9,525	1181	5237XS
T142RB	CHRYSLER	Saratoga	Petrol	2.5	1989	1991	124	24	9,525	1181	5237XS
T142RB	CHRYSLER	Saratoga	Petrol	2.5	1991	1993	124	24	9,525	1181	5237XS
T142RB	CHRYSLER	Saratoga	Petrol	2.5	1991	1993	124	24	9,525	1181	5237XS
T142RB	CHRYSLER	Stratus	Petrol	2.5	1995	2001	124	24	9,525	1181	5237XS
T142RB	CHRYSLER	TC Maserati	Petrol	2.2	1988	1991	124	24	9,525	1181	5237XS
T142RB	CHRYSLER	TC Maserati	Petrol	2.2	1988	1991	124	24	9,525	1181	5237XS
T142RB	CHRYSLER	Voyager	Petrol	2.5	1987	1990	124	24	9,525	1181	5237XS

T145RB

T142RB

BY REFERENCE

RPM TIMING BELTS



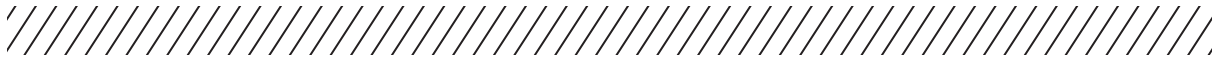
T142RB

T137RB

Article	Make	Model	Fuel	Stroke	Year From	Year Till	# Teeth	TW (mm)	Pitch (mm)	Length (mm)	Gates Crosslist
T142RB	CHRYSLER	Voyager	Petrol	2.5	1989	1990	124	24	9,525	1181	5237XS
T142RB	CHRYSLER	Voyager	Petrol	2.5	1990	1995	124	24	9,525	1181	5237XS
T142RB	CHRYSLER	Voyager	Petrol	2.5	1990	1995	124	24	9,525	1181	5237XS
T142RB	CHRYSLER	Voyager	Petrol	2.5	1990	1995	124	24	9,525	1181	5237XS
T142RB	CHRYSLER	Voyager	Petrol	2.5	1990	1995	124	24	9,525	1181	5237XS
T142RB	DODGE	Avenger	Petrol	2.5	1994	2000	124	24	9,525	1181	5237XS
T142RB	DODGE	Caravan	Petrol	2.5	1986	1990	124	24	9,525	1181	5237XS
T142RB	DODGE	Dakota	Petrol	2.5	1989	1995	124	24	9,525	1181	5237XS
T142RB	DODGE	Daytona	Petrol	2.2	1983	1990	124	24	9,525	1181	5237XS
T142RB	DODGE	Daytona	Petrol	2.5	1988	1993	124	24	9,525	1181	5237XS
T142RB	DODGE	Spirit	Petrol	2.5	1990	1995	124	24	9,525	1181	5237XS
T142RB	DODGE	Stratus	Petrol	2.5	1995	2000	124	24	9,525	1181	5237XS
T142RB	HONDA	Ballade	Petrol	1.6	1992	1995	124	24	9,525	1181	5237XS
T142RB	HONDA	Civic	Petrol	1.6	1987	1991	124	24	9,525	1181	5237XS
T142RB	HONDA	Civic	Petrol	1.6	1991		124	24	9,525	1181	5237XS
T142RB	HONDA	Concerto	Petrol	1.6	1988	1992	124	24	9,525	1181	5237XS
T142RB	HONDA	Concerto	Petrol	1.6	1988	1992	124	24	9,525	1181	5237XS
T142RB	HONDA	Civic	Petrol	1.6	1988	1989	124	24	9,525	1181	5237XS
T142RB	HONDA	Civic	Petrol	1.6	1988	1991	124	24	9,525	1181	5237XS
T142RB	HONDA	Civic	Petrol	1.6	1989	1989	124	24	9,525	1181	5237XS
T142RB	HONDA	Civic CRX	Petrol	1.6	1987	1988	124	24	9,525	1181	5237XS
T142RB	HONDA	Civic CRX	Petrol	1.6	1987	1992	124	24	9,525	1181	5237XS
T142RB	HONDA	Civic CRX	Petrol	1.6	1987	1992	124	24	9,525	1181	5237XS
T142RB	HONDA	Concerto	Petrol	1.6	1988	1995	124	24	9,525	1181	5237XS
T142RB	HONDA	Concerto	Petrol	1.6	1989	1992	124	24	9,525	1181	5237XS
T142RB	HONDA	Concerto	Petrol	1.6	1989	1995	124	24	9,525	1181	5237XS
T142RB	HONDA	CRX	Petrol	1.6	1992	1995	124	24	9,525	1181	5237XS
T142RB	HONDA	Prelude	Petrol	2.1	1990	1991	124	24	9,525	1181	5237XS
T142RB	HONDA	Prelude	Petrol	2.0	1987	1992	124	24	9,525	1181	5237XS
T142RB	HONDA	Prelude	Petrol	2.0	1987	1990	124	24	9,525	1181	5237XS
T142RB	HONDA	Prelude	Petrol	2.0	1987	1992	124	24	9,525	1181	5237XS
T142RB	PLYMOUTH	Acclaim	Petrol	2.5	1988	1991	124	24	9,525	1181	5237XS
T142RB	PLYMOUTH	Acclaim	Petrol	2.5	1988	1995	124	24	9,525	1181	5237XS
T142RB	PLYMOUTH	Voyager	Petrol	2.5	1988	1990	124	24	9,525	1181	5237XS
T142RB	ROVER	216	Petrol	1.6	1990	1995	124	24	9,525	1181	5237XS
T142RB	ROVER	216	Petrol	1.6	1990	1995	124	24	9,525	1181	5237XS
T142RB	ROVER	216	Petrol	1.6	1992	1999	124	24	9,525	1181	5237XS
T142RB	ROVER	216	Petrol	1.6	1992	1992	124	24	9,525	1181	5237XS
T142RB	ROVER	216	Petrol	1.6	1992	1999	124	24	9,525	1181	5237XS
T142RB	ROVER	416	Petrol	1.6	1990	1995	124	24	9,525	1181	5237XS
T142RB	ROVER	416	Petrol	1.6	1990	1996	124	24	9,525	1181	5237XS
T142RB	ROVER	416 Tourer	Petrol	1.6	1994	1998	124	24	9,525	1181	5237XS
T137RB											
T137RB	AUDI	80 Quattro	Petrol	2.2	1993	1995	151	19	8	1208	5269XS
T137RB	AUDI	80 Quattro	Petrol	2.2	1993	1995	151	19	8	1208	5269XS
T137RB	AUDI	100 Quattro	Petrol	2.2	1990	1994	151	19	8	1208	5269XS
T137RB	AUDI	100 Quattro	Petrol	2.2	1991	1994	151	19	8	1208	5269XS
T137RB	AUDI	S6 Quattro	Petrol	2.2	1994	1997	151	19	8	1208	5269XS
T137RB	AUDI	S6 Quattro	Petrol	2.2	1994	1997	151	19	8	1208	5269XS
T137RB	AUDI	Coupe Quattro	Petrol	2.2	1992	1996	151	19	8	1208	5269XS
T137RB	NISSAN	180SX	Petrol	1.8	1989	1991	151	19	8	1208	5269XS
T137RB	NISSAN	200SX	Petrol	1.8	1988	1994	151	19	8	1208	5269XS
T137RB	NISSAN	200SX	Petrol	1.8	1988	1994	151	19	8	1208	5269XS
T137RB	NISSAN	200SX	Petrol	1.8	1988	1994	151	19	8	1208	5269XS
T137RB	NISSAN	200SX	Petrol	1.8	1992	1994	151	19	8	1208	5269XS
T137RB	NISSAN	Auster	Petrol	1.8	1985	1989	151	19	8	1208	5269XS
T137RB	NISSAN	Bluebird	Petrol	1.6	1983	1987	151	19	8	1208	5269XS
T137RB	NISSAN	Bluebird	Petrol	1.8	1987	1989	151	19	8	1208	5269XS
T137RB	NISSAN	Bluebird	Petrol	1.8	1985	1990	151	19	8	1208	5269XS
T137RB	NISSAN	Bluebird	Petrol	1.8	1985	1992	151	19	8	1208	5269XS

BY REFERENCE

RPM TIMING BELTS



Article	Make	Model	Fuel	Stroke	Year From	Year Till	# Teeth	TW (mm)	Pitch (mm)	Length (mm)	Gates Crosslist
T137RB	NISSAN	Bluebird	Petrol	1.8	1986	1990	151	19	8	1208	5269XS
T137RB	NISSAN	Bluebird	Petrol	1.8	1988	1990	151	19	8	1208	5269XS
T137RB	NISSAN	Bluebird	Petrol	1.8	1989	1990	151	19	8	1208	5269XS
T137RB	NISSAN	Gazelle	Petrol	1.8	1988	1991	151	19	8	1208	5269XS
T137RB	NISSAN	Gazelle	Petrol	1.8	1988	1991	151	19	8	1208	5269XS
T137RB	NISSAN	Langley	Petrol	1.6	1986	1990	151	19	8	1208	5269XS
T137RB	NISSAN	Liberta Villa	Petrol	1.6	1986	1990	151	19	8	1208	5269XS
T137RB	NISSAN	Lucino	Petrol	1.6	1986	1990	151	19	8	1208	5269XS
T137RB	NISSAN	Pulsar	Petrol	1.6	1986	1990	151	19	8	1208	5269XS
T137RB	NISSAN	Silvia	Petrol	1.8	1986	1988	151	19	8	1208	5269XS
T137RB	NISSAN	Silvia	Petrol	1.8	1988	1991	151	19	8	1208	5269XS
T137RB	NISSAN	Sunny	Petrol	1.6	1986		151	19	8	1208	5269XS
T137RB	NISSAN	Sunny	Petrol	1.6	1990		151	19	8	1208	5269XS
T137RB	NISSAN	Silvia	Petrol	1.8	1988	1994	151	19	8	1208	5269XS
T137RB	NISSAN	Sunny	Petrol	1.6	1987	1988	151	19	8	1208	5269XS
T137RB	NISSAN	Sunny	Petrol	1.6	1987	1988	151	19	8	1208	5269XS
T137RB	NISSAN	Sunny	Petrol	1.6	1987	1988	151	19	8	1208	5269XS
T137RB	NISSAN	Sunny	Petrol	1.6	1987	1989	151	19	8	1208	5269XS
T137RB	NISSAN	Sunny	Petrol	1.6	1987	1989	151	19	8	1208	5269XS
T137RB	NISSAN	Sunny	Petrol	1.8	1989	1991	151	19	8	1208	5269XS
T137RB	NISSAN	EXA	Petrol	1.6	1986		151	19	8	1208	5269XS
T137RB	NISSAN	Laurel Spirit	Petrol	1.6	1986		151	19	8	1208	5269XS
T137RB	NISSAN	Laurel Spirit	Petrol	1.6	1990		151	19	8	1208	5269XS
T137RB	NISSAN	Violet	Petrol	1.8	1985	1989	151	19	8	1208	5269XS


T131RB											
T131RB	BMW	320	Petrol	2.0	1977	1982	127	25	8,22	1044	5077
T131RB	BMW	320 Cabrio	Petrol	2.0	1979	1982	127	25	8,22	1044	5077
T131RB	BMW	320i	Petrol	2.0	1982	1985	127	25	8,22	1044	5077
T131RB	BMW	320i	Petrol	2.0	1985	1992	127	25	8,22	1044	5077
T131RB	BMW	320i	Petrol	2.0	1986	1991	127	25	8,22	1044	5077
T131RB	BMW	320i Cabrio	Petrol	2.0	1986	1993	127	25	8,22	1044	5077
T131RB	BMW	320i Cabrio	Petrol	2.0	1987	1993	127	25	8,22	1044	5077
T131RB	BMW	320i Touring	Petrol	2.0	1988	1991	127	25	8,22	1044	5077
T131RB	BMW	320i Touring	Petrol	2.0	1988	1991	127	25	8,22	1044	5077
T131RB	BMW	323i	Petrol	2.3	1978	1982	127	25	8,22	1044	5077
T131RB	BMW	323i	Petrol	2.3	1982	1983	127	25	8,22	1044	5077
T131RB	BMW	323i	Petrol	2.3	1983	1986	127	25	8,22	1044	5077
T131RB	BMW	323i Cabrio	Petrol	2.3	1984	1985	127	25	8,22	1044	5077
T131RB	BMW	325e	Petrol	2.7	1983	1987	127	25	8,22	1044	5077
T131RB	BMW	325e	Petrol	2.7	1984	1987	127	25	8,22	1044	5077
T131RB	BMW	325i	Petrol	2.5	1983	1989	127	25	8,22	1044	5077
T131RB	BMW	325i	Petrol	2.5	1984	1991	127	25	8,22	1044	5077
T131RB	BMW	325i	Petrol	2.5	1985	1990	127	25	8,22	1044	5077
T131RB	BMW	325i	Petrol	2.5	1986	1991	127	25	8,22	1044	5077
T131RB	BMW	325i	Petrol	2.5	1986	1991	127	25	8,22	1044	5077
T131RB	BMW	325i Cabrio	Petrol	2.5	1985	1987	127	25	8,22	1044	5077
T131RB	BMW	325i Cabrio	Petrol	2.5	1986	1993	127	25	8,22	1044	5077
T131RB	BMW	325i Touring	Petrol	2.5	1986	1994	127	25	8,22	1044	5077
T131RB	BMW	325i Touring	Petrol	2.5	1988	1994	127	25	8,22	1044	5077
T131RB	BMW	520i	Petrol	2.0	1981	1987	127	25	8,22	1044	5077
T131RB	BMW	520i	Petrol	2.0	1981	1987	127	25	8,22	1044	5077
T131RB	BMW	520i	Petrol	2.0	1986	1987	127	25	8,22	1044	5077
T131RB	BMW	520i	Petrol	2.0	1987	1990	127	25	8,22	1044	5077
T131RB	BMW	525e	Petrol	2.7	1981	1987	127	25	8,22	1044	5077
T131RB	BMW	525e	Petrol	2.7	1983	1987	127	25	8,22	1044	5077
T131RB	BMW	525e	Petrol	2.7	1985	1987	127	25	8,22	1044	5077
T131RB	BMW	525i	Petrol	2.5	1988	1990	127	25	8,22	1044	5077
T131RB	BMW	Z1 Cabrio	Petrol	2.5	1988	1991	127	25	8,22	1044	5077

T125RB											
T125RB	TOYOTA	Camry	Petrol	2.0	1984	1986	178	25	8	1424	5194XS

T137RB
T131RB
T125RB

BY REFERENCE

RPM TIMING BELTS



Article	Make	Model	Fuel	Stroke	Year From	Year Till	# Teeth	TW (mm)	Pitch (mm)	Length (mm)	Gates Crosslist
T125RB	TOYOTA	Camry	Petrol	2.0	1986	1992	178	25	8	1424	5194XS
T125RB	TOYOTA	Camry	Petrol	2.0	1990	1992	178	25	8	1424	5194XS
T125RB	TOYOTA	Camry	Petrol	2.0	1990	1992	178	25	8	1424	5194XS
T125RB	TOYOTA	Carina FF	Petrol	2.0	1987	1989	178	25	8	1424	5194XS
T125RB	TOYOTA	Carina	Petrol	2.0	1987	1989	178	25	8	1424	5194XS
T125RB	TOYOTA	Carina E	Petrol	2.0	1992	1997	178	25	8	1424	5194XS
T125RB	TOYOTA	Carina E	Petrol	2.0	1992	1994	178	25	8	1424	5194XS
T125RB	TOYOTA	Carina E	Petrol	2.0	1992	1995	178	25	8	1424	5194XS
T125RB	TOYOTA	Celica	Petrol	2.0	1985	1989	178	25	8	1424	5194XS
T125RB	TOYOTA	Celica	Petrol	2.0	1985	1989	178	25	8	1424	5194XS
T125RB	TOYOTA	Celica	Petrol	2.0	1985	1989	178	25	8	1424	5194XS
T125RB	TOYOTA	Celica	Petrol	2.0	1986	1989	178	25	8	1424	5194XS
T125RB	TOYOTA	Celica	Petrol	2.0	1986	1990	178	25	8	1424	5194XS
T125RB	TOYOTA	Celica	Petrol	2.0	1986	1990	178	25	8	1424	5194XS
T125RB	TOYOTA	Celica	Petrol	2.0	1987	1989	178	25	8	1424	5194XS
T125RB	TOYOTA	Celica	Petrol	2.0	1988	1989	178	25	8	1424	5194XS
T125RB	TOYOTA	Celica	Petrol	2.0	1989	1993	178	25	8	1424	5194XS
T125RB	TOYOTA	Celica	Petrol	2.0	1989	1993	178	25	8	1424	5194XS
T125RB	TOYOTA	Celica	Petrol	2.0	1989	1993	178	25	8	1424	5194XS
T125RB	TOYOTA	Celica	Petrol	2.0	1989	1994	178	25	8	1424	5194XS
T125RB	TOYOTA	Celica	Petrol	2.0	1989	1994	178	25	8	1424	5194XS
T125RB	TOYOTA	Celica	Petrol	2.0	1990	1993	178	25	8	1424	5194XS
T125RB	TOYOTA	Celica	Petrol	2.0	1991	1993	178	25	8	1424	5194XS
T125RB	TOYOTA	Celica	Petrol	2.0	1993	1993	178	25	8	1424	5194XS
T125RB	TOYOTA	Celica (Nato)	Petrol	2.0	1989	1993	178	25	8	1424	5194XS
T125RB	TOYOTA	Celica	Petrol	2.0	1987	1989	178	25	8	1424	5194XS
T125RB	TOYOTA	Corona	Petrol	2.0	1985	1989	178	25	8	1424	5194XS
T125RB	TOYOTA	Corona	Petrol	2.0	1987	1992	178	25	8	1424	5194XS
T125RB	TOYOTA	Corona EXIV	Petrol	2.0	1989	1993	178	25	8	1424	5194XS
T125RB	TOYOTA	Corona EXIV	Petrol	2.0	1989	1993	178	25	8	1424	5194XS
T125RB	TOYOTA	MR2	Petrol	2.0	1989	1999	178	25	8	1424	5194XS
T125RB	TOYOTA	MR2	Petrol	2.0	1989	2000	178	25	8	1424	5194XS
T125RB	TOYOTA	MR2	Petrol	2.0	1989	2000	178	25	8	1424	5194XS
T125RB	TOYOTA	MR2	Petrol	2.0	1989	2000	178	25	8	1424	5194XS
T125RB	TOYOTA	MR2	Petrol	2.0	1989	2000	178	25	8	1424	5194XS
T125RB	TOYOTA	MR2	Petrol	2.0	1989	2000	178	25	8	1424	5194XS
T125RB	TOYOTA	Vista	Petrol	2.0	1984	1986	178	25	8	1424	5194XS
T125RB	TOYOTA	Vista	Petrol	2.0	1986	1992	178	25	8	1424	5194XS
T125RB	TOYOTA	Vista	Petrol	2.0	1990		178	25	8	1424	5194XS
T125RB	TOYOTA	Vista	Petrol	2.0	1990		178	25	8	1424	5194XS
T125RB	TOYOTA	Carina ED	Petrol	2.0	1985	1993	178	25	8	1424	5194XS
T125RB	TOYOTA	Corona FF	Petrol	2.0	1985	1989	178	25	8	1424	5194XS
T125RB	TOYOTA	Corona FF	Petrol	2.0	1987	1992	178	25	8	1424	5194XS
T107RB											
T107RB	PORSCHE	924S	Petrol	2.5	1985	1987	117	19	9,525	1114	5097
T107RB	PORSCHE	924S	Petrol	2.5	1987	1988	117	19	9,525	1114	5097
T107RB	PORSCHE	944	Petrol	2.5	1981	1987	117	19	9,525	1114	5097
T107RB	PORSCHE	944	Petrol	2.5	1982	1990	117	19	9,525	1114	5097
T107RB	PORSCHE	944	Petrol	2.5	1983	1988	117	19	9,525	1114	5097
T107RB	PORSCHE	944	Petrol	2.5	1985	1989	117	19	9,525	1114	5097
T107RB	PORSCHE	944	Petrol	2.5	1987	1991	117	19	9,525	1114	5097
T107RB	PORSCHE	944	Petrol	2.5	1990	1991	117	19	9,525	1114	5097
T107RB	PORSCHE	944	Petrol	2.7	1988	1989	117	19	9,525	1114	5097
T104RB											
T104RB	INFINITI	M30	Petrol	3.0	1989	1991	133	25	9,525	1267	5146
T104RB	INFINITI	M30	Petrol	3.0	1990	1991	133	25	9,525	1267	5146
T104RB	LOTUS	Eclat	Petrol	2.2	1980	1986	133	25	9,525	1267	5146
T104RB	NISSAN	300ZX	Petrol	3.0	1983	1989	133	25	9,525	1267	5146
T104RB	NISSAN	300ZX	Petrol	3.0	1984	1990	133	25	9,525	1267	5146
T104RB	NISSAN	300ZX	Petrol	3.0	1987	1989	133	25	9,525	1267	5146
T104RB	NISSAN	300ZX	Petrol	3.0	1987	1989	133	25	9,525	1267	5146

BY REFERENCE

RPM TIMING BELTS

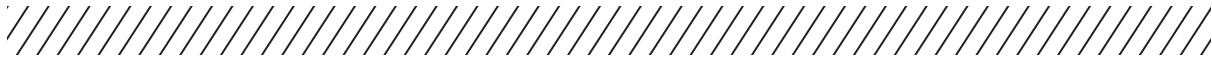


Article	Make	Model	Fuel	Stroke	Year From	Year Till	# Teeth	TW (mm)	Pitch (mm)	Length (mm)	Gates Crosslist
T104RB	NISSAN	Caravan	Petrol	3.0	1990		133	25	9,525	1267	5146
T104RB	NISSAN	Cedric	Petrol	3.0	1983	1987	133	25	9,525	1267	5146
T104RB	NISSAN	Cedric	Petrol	3.0	1984	1987	133	25	9,525	1267	5146
T104RB	NISSAN	Cedric	Petrol	3.0	1987		133	25	9,525	1267	5146
T104RB	NISSAN	Cedric	Petrol	3.0	1991		133	25	9,525	1267	5146
T104RB	NISSAN	Fairlady Z	Petrol	3.0	1983		133	25	9,525	1267	5146
T104RB	NISSAN	Gloria	Petrol	3.0	1983	1987	133	25	9,525	1267	5146
T104RB	NISSAN	Gloria	Petrol	3.0	1984	1987	133	25	9,525	1267	5146
T104RB	NISSAN	Gloria	Petrol	3.0	1985	1987	133	25	9,525	1267	5146
T104RB	NISSAN	Gloria	Petrol	3.0	1987		133	25	9,525	1267	5146
T104RB	NISSAN	Gloria	Petrol	3.0	1991		133	25	9,525	1267	5146
T104RB	NISSAN	Homy	Petrol	3.0	1990		133	25	9,525	1267	5146
T104RB	NISSAN	Leopard	Petrol	3.0	1986		133	25	9,525	1267	5146
T104RB	NISSAN	Leopard	Petrol	3.0	1986		133	25	9,525	1267	5146
T104RB	NISSAN	Maxima	Petrol	3.0	1988	1991	133	25	9,525	1267	5146
T104RB	NISSAN	Laurel	Petrol	3.0	1984	1989	133	25	9,525	1267	5146
T104RB	NISSAN	Maxima	Petrol	3.0	1984	1989	133	25	9,525	1267	5146
T104RB	NISSAN	Maxima	Petrol	3.0	1988	1994	133	25	9,525	1267	5146
T104RB	NISSAN	Pathfinder	Petrol	3.0	1990	1995	133	25	9,525	1267	5146
T104RB	NISSAN	Quest	Petrol	3.0	1992	1998	133	25	9,525	1267	5146
T104RB	NISSAN	Terrano	Petrol	3.0	1987	1995	133	25	9,525	1267	5146
T104RB	NISSAN	Terrano	Petrol	3.0	1987	1995	133	25	9,525	1267	5146
T104RB	NISSAN	Terrano	Petrol	3.0	1989	1995	133	25	9,525	1267	5146
T104RB	NISSAN	Terrano	Petrol	3.0	1989	1995	133	25	9,525	1267	5146
T104RB	NISSAN	Leonard	Petrol	3.0	1984	1986	133	25	9,525	1267	5146
T1040RB											
T1040RB	NISSAN	Fairlady Z	Petrol	2.0	1985		141	25,4	8	1128	
T1040RB	NISSAN	Skyline	Petrol	2.0	1985	1989	141	25,4	8	1128	
T1040RB	NISSAN	Skyline	Petrol	2.6	1989	1994	141	25,4	8	1128	
T1040RB	NISSAN	Skyline GT-R	Petrol	2.6	1989	1993	141	25,4	8	1128	
T1040RB	NISSAN	Skyline GT-R	Petrol	2.6	1994	1999	141	25,4	8	1128	
T1040RB	NISSAN	Skyline GT-R	Petrol	2.6	1999	2002	141	25,4	8	1128	
T1040RB	NISSAN	Skyline GT-R	Petrol	2.6	1999	2002	141	25,4	8	1128	
T1040RB	NISSAN	Stagea	Petrol	2.5	1996	2001	141	25,4	8	1128	

T104RB
T1040RB

BY APPLICATION

RPM TIMING BELTS




ACURA

AUDI

Make	Model	Fuel	Stroke	Year From	Year Till	Article
ACURA						
ACURA	CL	Petrol	2.2	1996	1997	T186RB
ACURA	CL	Petrol	2.3	1998	2000	T186RB
ACURA	CL	Petrol	2.2	1996	1997	T244RB
ACURA	CL	Petrol	2.3	1998	2000	T244RB
ACURA	MDX	Petrol	3.7	2006	2013	T329RB
ACURA	RDX	Petrol	3.0	2013	2018	T329RB
ACURA	RDX	Petrol	3.5	2012	2015	T329RB
ACURA	RDX	Petrol	3.5	2015	2018	T329RB
ACURA	RL	Petrol	3.5	2005	2008	T329RB
ACURA	TL	Petrol	3.2	2003	2008	T329RB
ACURA	TL	Petrol	3.2	2005	2008	T329RB
AUDI						
AUDI	80 Quattro	Petrol	2.2	1993	1995	T137RB
AUDI	80 Quattro	Petrol	2.2	1993	1995	T137RB
AUDI	100 Quattro	Petrol	2.2	1990	1994	T137RB
AUDI	100 Quattro	Petrol	2.2	1991	1994	T137RB
AUDI	S6 Quattro	Petrol	2.2	1994	1997	T137RB
AUDI	S6 Quattro	Petrol	2.2	1994	1997	T137RB
AUDI	Coupe Quattro	Petrol	2.2	1992	1996	T137RB
AUDI	80	Petrol	2.0	1990	1991	T262RB
AUDI	80	Petrol	2.0	1991	1995	T262RB
AUDI	80	Petrol	2.0	1991	1995	T262RB
AUDI	80	Petrol	2.0	1992	1995	T262RB
AUDI	80	Petrol	2.0	1992	1995	T262RB
AUDI	80 Quattro	Petrol	2.0	1990	1991	T262RB
AUDI	80 Quattro	Petrol	2.0	1991	1994	T262RB
AUDI	80 Quattro	Petrol	2.0	1993	1995	T262RB
AUDI	80 Quattro	Petrol	2.0	1993	1995	T262RB
AUDI	100	Petrol	2.0	1990	1993	T262RB
AUDI	100	Petrol	2.0	1990	1994	T262RB
AUDI	100	Petrol	2.0	1990	1994	T262RB
AUDI	100	Petrol	2.0	1990	1994	T262RB
AUDI	100 Quattro	Petrol	2.0	1990	1992	T262RB
AUDI	100 Quattro	Petrol	2.0	1990	1992	T262RB
AUDI	A6	Petrol	2.0	1994	1995	T262RB
AUDI	A6	Petrol	2.0	1994	1996	T262RB
AUDI	A6	Petrol	2.0	1994	1996	T262RB
AUDI	A6	Petrol	2.0	1994	1996	T262RB
AUDI	A6	Petrol	2.0	1994	1997	T262RB
AUDI	Cabriolet	Petrol	2.0	1993	1998	T262RB
AUDI	Coupe	Petrol	2.0	1989	1996	T262RB
AUDI	A4	Petrol	1.8	1994	2000	T291RB
AUDI	A4	Petrol	1.8	1994	2001	T291RB
AUDI	A4	Petrol	1.8	1995	2000	T291RB
AUDI	A4	Petrol	1.8	1995	2001	T291RB
AUDI	A4	Petrol	1.8	1995	2000	T291RB
AUDI	A4	Petrol	1.8	1995	2001	T291RB
AUDI	A4	Petrol	1.8	1995	2001	T291RB
AUDI	A4	Petrol	1.8	1997	2001	T291RB
AUDI	A4	Petrol	1.8	1997	2000	T291RB
AUDI	A4 Quattro	Petrol	1.8	1994	2000	T291RB
AUDI	A4 Quattro	Petrol	1.8	1995	2000	T291RB
AUDI	A4 Quattro	Petrol	1.8	1995	2000	T291RB
AUDI	A4 Quattro	Petrol	1.8	1996	2001	T291RB
AUDI	A4 Quattro	Petrol	1.8	1996	2001	T291RB
AUDI	A4 Quattro	Petrol	1.8	1996	2001	T291RB
AUDI	A4 Quattro	Petrol	1.8	1997	2000	T291RB
AUDI	A4 Quattro	Petrol	1.8	1997	2001	T291RB

BY APPLICATION

RPM TIMING BELTS




Make	Model	Fuel	Stroke	Year From	Year Till	Article
AUDI	A6	Petrol	1.8	1995	1997	T291RB
AUDI	A6	Petrol	1.8	1995	1997	T291RB
AUDI	A6	Petrol	1.8	1997	2004	T291RB
AUDI	A6	Petrol	1.8	1997	2000	T291RB
AUDI	A6	Petrol	1.8	1997	2000	T291RB
AUDI	A6	Petrol	1.8	1998	2000	T291RB
AUDI	A6	Petrol	1.8	1998	2000	T291RB
AUDI	A6	Petrol	1.8	1998	2005	T291RB
AUDI	A6 Quattro	Petrol	1.8	1995	1997	T291RB
AUDI	A6 Quattro	Petrol	1.8	1995	1997	T291RB
AUDI	A6 Quattro	Petrol	1.8	1997	2005	T291RB
AUDI	A6 Quattro	Petrol	1.8	1997	2005	T291RB
AUDI	A6 Quattro	Petrol	1.8	1997	2000	T291RB
AUDI	A6 Quattro	Petrol	1.8	1997	2000	T291RB
AUDI	Cabriolet	Petrol	1.8	1997	2000	T291RB
AUDI	A4	Petrol	2.4	1997	2000	T297RB
AUDI	A4	Petrol	2.4	1997	2001	T297RB
AUDI	A4	Petrol	2.4	1997	2001	T297RB
AUDI	A4	Petrol	2.4	1997	2001	T297RB
AUDI	A4	Petrol	2.4	2001	2004	T297RB
AUDI	A4	Petrol	2.4	2001	2004	T297RB
AUDI	A4	Petrol	2.4	2001	2004	T297RB
AUDI	A4	Petrol	2.4	2001	2004	T297RB
AUDI	A4	Petrol	2.8	1996	2000	T297RB
AUDI	A4	Petrol	2.8	1996	2000	T297RB
AUDI	A4	Petrol	2.8	1999	2000	T297RB
AUDI	A4	Petrol	2.8	1999	2000	T297RB
AUDI	A4 Cabrio	Petrol	2.4	2002	2005	T297RB
AUDI	A4 Cabrio	Petrol	2.4	2003	2005	T297RB
AUDI	A4 Quattro	Petrol	2.4	1997	2000	T297RB
AUDI	A4 Quattro	Petrol	2.4	1997	2000	T297RB
AUDI	A4 Quattro	Petrol	2.4	1997	2000	T297RB
AUDI	A4 Quattro	Petrol	2.4	1997	2001	T297RB
AUDI	A4 Quattro	Petrol	2.8	1996	2001	T297RB
AUDI	A4 Quattro	Petrol	2.8	1996	2001	T297RB
AUDI	A4 Quattro	Petrol	2.8	1999	2000	T297RB
AUDI	RS4 Quattro	Petrol	2.7	2000	2001	T297RB
AUDI	S4 Quattro	Petrol	2.7	1997	2001	T297RB
AUDI	S4 Quattro	Petrol	2.7	1997	2001	T297RB
AUDI	A6	Petrol	2.4	1997	2001	T297RB
AUDI	A6	Petrol	2.4	1997	2004	T297RB
AUDI	A6	Petrol	2.4	1997	2004	T297RB
AUDI	A6	Petrol	2.4	1997	2005	T297RB
AUDI	A6	Petrol	2.4	1998	2001	T297RB
AUDI	A6	Petrol	2.4	1998	2005	T297RB
AUDI	A6	Petrol	2.4	1998	2001	T297RB
AUDI	A6	Petrol	2.4	1998	2001	T297RB
AUDI	A6	Petrol	2.4	2001	2004	T297RB
AUDI	A6	Petrol	2.4	2001	2005	T297RB
AUDI	A6	Petrol	2.7	1999	2000	T297RB
AUDI	A6	Petrol	2.7	1999	2000	T297RB
AUDI	A6	Petrol	2.7	2001	2002	T297RB
AUDI	A6	Petrol	2.8	1995	1997	T297RB
AUDI	A6	Petrol	2.8	1995	1997	T297RB
AUDI	A6	Petrol	2.8	1997	2001	T297RB
AUDI	A6	Petrol	2.8	1997	2001	T297RB
AUDI	A6	Petrol	2.8	1997	2000	T297RB
AUDI	A6	Petrol	2.8	1997	2000	T297RB
AUDI	A6	Petrol	2.8	1999	2001	T297RB
AUDI	A6	Petrol	2.8	1999	2001	T297RB

AUDI

BY APPLICATION

RPM TIMING BELTS



AUDI

Make	Model	Fuel	Stroke	Year From	Year Till	Article
AUDI	A6 Quattro	Petrol	2.4	1997	2001	T297RB
AUDI	A6 Quattro	Petrol	2.4	1997	2001	T297RB
AUDI	A6 Quattro	Petrol	2.4	1997	2001	T297RB
AUDI	A6 Quattro	Petrol	2.4	1997	2001	T297RB
AUDI	A6 Quattro	Petrol	2.4	1998	2001	T297RB
AUDI	A6 Quattro	Petrol	2.4	1998	2001	T297RB
AUDI	A6 Quattro	Petrol	2.4	2001	2004	T297RB
AUDI	A6 Quattro	Petrol	2.4	2001	2005	T297RB
AUDI	A6 Quattro	Petrol	2.7	1999	2001	T297RB
AUDI	A6 Quattro	Petrol	2.7	1999	2001	T297RB
AUDI	A6 Quattro	Petrol	2.7	2001	2005	T297RB
AUDI	A6 Quattro	Petrol	2.7	2001	2005	T297RB
AUDI	A6 Quattro	Petrol	2.8	1995	1997	T297RB
AUDI	A6 Quattro	Petrol	2.8	1995	1997	T297RB
AUDI	A6 Quattro	Petrol	2.8	1997	2001	T297RB
AUDI	A6 Quattro	Petrol	2.8	1997	2001	T297RB
AUDI	A6 Quattro	Petrol	2.8	1998	2001	T297RB
AUDI	A6 Quattro	Petrol	2.8	1998	2001	T297RB
AUDI	A6 Quattro	Petrol	2.8	1998	2001	T297RB
AUDI	A6 Quattro	Petrol	4.2	1999	2005	T297RB
AUDI	A6 Quattro	Petrol	4.2	1999	2005	T297RB
AUDI	RS6 Quattro	Petrol	4.2	2002	2004	T297RB
AUDI	RS6 Quattro	Petrol	4.2	2002	2004	T297RB
AUDI	RS6 Quattro	Petrol	4.2	2004	2004	T297RB
AUDI	S6 Quattro	Petrol	4.2	1999	2005	T297RB
AUDI	S6 Quattro	Petrol	4.2	1999	2005	T297RB
AUDI	A8	Petrol	2.8	1996	2002	T297RB
AUDI	A8	Petrol	3.7	1998	2002	T297RB
AUDI	A8 Quattro	Petrol	2.8	1995	2002	T297RB
AUDI	A8 Quattro	Petrol	3.7	1998	2002	T297RB
AUDI	A8 Quattro	Petrol	3.7	2002	2006	T297RB
AUDI	A8 Quattro	Petrol	4.2	1998	2002	T297RB
AUDI	A8 Quattro	Petrol	4.2	1999	2000	T297RB
AUDI	A8 Quattro	Petrol	4.2	2002	2006	T297RB
AUDI	S8 Quattro	Petrol	4.2	1999	2002	T297RB
AUDI	Allroad Quattro	Petrol	2.7	2000	2005	T297RB
AUDI	Allroad Quattro	Petrol	2.7	2000	2002	T297RB
AUDI	A3	Petrol	1.8	1996	2006	T306RB
AUDI	A3	Petrol	1.8	1996	2006	T306RB
AUDI	A3	Petrol	1.8	1998	2006	T306RB
AUDI	A3 Quattro	Petrol	1.8	1997	2003	T306RB
AUDI	A3 Quattro	Petrol	1.8	1998	2003	T306RB
AUDI	S3 Quattro	Petrol	1.8	1998	2002	T306RB
AUDI	S3 Quattro	Petrol	1.8	2001	2003	T306RB
AUDI	A4	Petrol	1.8	1995	2000	T306RB
AUDI	A4	Petrol	1.8	1995	2001	T306RB
AUDI	A4	Petrol	1.8	2000	2004	T306RB
AUDI	A4	Petrol	1.8	2000	2004	T306RB
AUDI	A4	Petrol	1.8	2001	2002	T306RB
AUDI	A4	Petrol	1.8	2002	2004	T306RB
AUDI	A4	Petrol	1.8	2002	2004	T306RB
AUDI	A4	Petrol	1.8	2002	2004	T306RB
AUDI	A4	Petrol	1.8	2002	2004	T306RB
AUDI	A4	Petrol	1.8	2004	2008	T306RB
AUDI	A4	Petrol	1.8	2004	2008	T306RB
AUDI	A4	Petrol	2.0	2000	2004	T306RB
AUDI	A4	Petrol	2.0	2001	2004	T306RB
AUDI	A4	Petrol	2.0	2004	2008	T306RB
AUDI	A4	Petrol	2.0	2004	2008	T306RB
AUDI	A4 Cabrio	Petrol	1.8	2002	2005	T306RB

BY APPLICATION

RPM TIMING BELTS




Make	Model	Fuel	Stroke	Year From	Year Till	Article
AUDI	A4 Cabrio	Petrol	1.8	2006	2009	T306RB
AUDI	A4 Cabrio	Petrol	2.0	2004	2005	T306RB
AUDI	A4 Cabrio Quattro	Petrol	1.8	2003	2005	T306RB
AUDI	A4 Quattro	Petrol	1.8	1995	2000	T306RB
AUDI	A4 Quattro	Petrol	1.8	1996	2001	T306RB
AUDI	A4 Quattro	Petrol	1.8	2000	2002	T306RB
AUDI	A4 Quattro	Petrol	1.8	2001	2002	T306RB
AUDI	A4 Quattro	Petrol	1.8	2001	2004	T306RB
AUDI	A4 Quattro	Petrol	1.8	2001	2004	T306RB
AUDI	A4 Quattro	Petrol	1.8	2002	2004	T306RB
AUDI	A4 Quattro	Petrol	1.8	2002	2004	T306RB
AUDI	A4 Quattro	Petrol	1.8	2002	2004	T306RB
AUDI	A4 Quattro	Petrol	1.8	2002	2004	T306RB
AUDI	A4 Quattro	Petrol	1.8	2002	2004	T306RB
AUDI	A4 Quattro	Petrol	1.8	2004	2007	T306RB
AUDI	A4 Quattro	Petrol	1.8	2004	2008	T306RB
AUDI	A6	Petrol	1.8	1997	2004	T306RB
AUDI	A6	Petrol	1.8	1997	2001	T306RB
AUDI	A6	Petrol	1.8	1998	2001	T306RB
AUDI	A6	Petrol	1.8	1998	2005	T306RB
AUDI	A6	Petrol	2.0	2001	2004	T306RB
AUDI	A6	Petrol	2.0	2001	2005	T306RB
AUDI	A6 Quattro	Petrol	1.8	1997	2005	T306RB
AUDI	A6 Quattro	Petrol	1.8	1997	2005	T306RB
AUDI	TT	Petrol	1.8	1998	2006	T306RB
AUDI	TT	Petrol	1.8	1998	2006	T306RB
AUDI	TT	Petrol	1.8	2001	2006	T306RB
AUDI	TT	Petrol	1.8	2002	2006	T306RB
AUDI	TT	Petrol	1.8	2002	2006	T306RB
AUDI	TT	Petrol	1.8	2005	2006	T306RB
AUDI	TT	Petrol	1.8	2005	2006	T306RB
AUDI	TT	Petrol	1.8	2005	2006	T306RB
AUDI	TT	Petrol	1.8	2005	2006	T306RB
AUDI	TT Quattro	Petrol	1.8	1998	2006	T306RB
AUDI	TT Quattro	Petrol	1.8	1998	2006	T306RB
AUDI	TT Quattro	Petrol	1.8	1998	2006	T306RB
AUDI	TT Quattro	Petrol	1.8	1998	2006	T306RB
AUDI	TT Quattro	Petrol	1.8	2005	2006	T306RB
AUDI	TT Quattro	Petrol	1.8	2005	2006	T306RB
AUDI	TT Quattro	Petrol	1.8	2005	2006	T306RB
AUDI	A4	Petrol	1.8	1994	2000	T317RB
AUDI	A4	Petrol	1.8	1994	2001	T317RB
AUDI	A4	Petrol	1.8	1995	2000	T317RB
AUDI	A4	Petrol	1.8	1995	2001	T317RB
AUDI	A4	Petrol	1.8	1995	2000	T317RB
AUDI	A4	Petrol	1.8	1995	2001	T317RB
AUDI	A4	Petrol	1.8	1997	2001	T317RB
AUDI	A4	Petrol	1.8	1997	2000	T317RB
AUDI	A4 Quattro	Petrol	1.8	1994	2000	T317RB
AUDI	A4 Quattro	Petrol	1.8	1995	2000	T317RB
AUDI	A4 Quattro	Petrol	1.8	1995	2000	T317RB
AUDI	A4 Quattro	Petrol	1.8	1996	2001	T317RB
AUDI	A4 Quattro	Petrol	1.8	1996	2001	T317RB
AUDI	A4 Quattro	Petrol	1.8	1996	2001	T317RB
AUDI	A4 Quattro	Petrol	1.8	1997	2000	T317RB
AUDI	A4 Quattro	Petrol	1.8	1997	2001	T317RB
AUDI	A6	Petrol	1.8	1995	1997	T317RB
AUDI	A6	Petrol	1.8	1995	1997	T317RB
AUDI	A6	Petrol	1.8	1997	2004	T317RB
AUDI	A6	Petrol	1.8	1997	2000	T317RB
AUDI	A6	Petrol	1.8	1997	2000	T317RB

AUDI

BY APPLICATION

RPM TIMING BELTS




AUDI

BMW

Make	Model	Fuel	Stroke	Year From	Year Till	Article
AUDI	A6	Petrol	1.8	1998	2000	T317RB
AUDI	A6	Petrol	1.8	1998	2000	T317RB
AUDI	A6	Petrol	1.8	1998	2005	T317RB
AUDI	A6 Quattro	Petrol	1.8	1995	1997	T317RB
AUDI	A6 Quattro	Petrol	1.8	1995	1997	T317RB
AUDI	A6 Quattro	Petrol	1.8	1997	2005	T317RB
AUDI	A6 Quattro	Petrol	1.8	1997	2005	T317RB
AUDI	A6 Quattro	Petrol	1.8	1997	2000	T317RB
AUDI	A6 Quattro	Petrol	1.8	1997	2000	T317RB
AUDI	Cabriolet	Petrol	1.8	1997	2000	T317RB
AUDI	A1 Quattro	Petrol	2.0	2012	2012	T334RB
AUDI	A3	Petrol	2.0	2003	2008	T334RB
AUDI	A3	Petrol	2.0	2004	2012	T334RB
AUDI	A3 Quattro	Petrol	2.0	2004	2012	T334RB
AUDI	A3 Sportback	Petrol	2.0	2004	2008	T334RB
AUDI	A3 Sportback	Petrol	2.0	2004	2013	T334RB
AUDI	A3 Sportback Quattro	Petrol	2.0	2004	2013	T334RB
AUDI	S3 Quattro	Petrol	2.0	2006	2012	T334RB
AUDI	S3 Quattro	Petrol	2.0	2007	2012	T334RB
AUDI	S3 Sportback Quattro	Petrol	2.0	2008	2013	T334RB
AUDI	S3 Sportback Quattro	Petrol	2.0	2008	2013	T334RB
AUDI	A4	Petrol	2.0	2002	2004	T334RB
AUDI	A4	Petrol	2.0	2002	2004	T334RB
AUDI	A4	Petrol	2.0	2004	2007	T334RB
AUDI	A4	Petrol	2.0	2004	2008	T334RB
AUDI	A4	Petrol	2.0	2005	2007	T334RB
AUDI	A4	Petrol	2.0	2006	2008	T334RB
AUDI	A4	Petrol	2.0	2006	2008	T334RB
AUDI	A4	Petrol	2.0	2006	2008	T334RB
AUDI	A4 Cabrio	Petrol	2.0	2006	2009	T334RB
AUDI	A4 Quattro	Petrol	2.0	2004	2008	T334RB
AUDI	A4 Quattro	Petrol	2.0	2004	2008	T334RB
AUDI	A4 Quattro	Petrol	2.0	2005	2008	T334RB
AUDI	A4 Quattro	Petrol	2.0	2006	2008	T334RB
AUDI	A6	Petrol	2.0	2005	2011	T334RB
AUDI	A6	Petrol	2.0	2005	2011	T334RB
AUDI	TT	Petrol	2.0	2006	2010	T334RB
AUDI	TT	Petrol	2.0	2007	2010	T334RB
AUDI	TTS Quattro	Petrol	2.0	2008	2014	T334RB
AUDI	TTS Quattro	Petrol	2.0	2008	2014	T334RB
AUDI	TTS Quattro	Petrol	2.0	2008	2014	T334RB
AUDI	TTS Quattro	Petrol	2.0	2008	2014	T334RB
BMW						
BMW	320	Petrol	2.0	1977	1982	T131RB
BMW	320 Cabrio	Petrol	2.0	1979	1982	T131RB
BMW	320i	Petrol	2.0	1982	1985	T131RB
BMW	320i	Petrol	2.0	1985	1992	T131RB
BMW	320i	Petrol	2.0	1986	1991	T131RB
BMW	320i Cabrio	Petrol	2.0	1986	1993	T131RB
BMW	320i Cabrio	Petrol	2.0	1987	1993	T131RB
BMW	320i Touring	Petrol	2.0	1988	1991	T131RB
BMW	320i Touring	Petrol	2.0	1988	1991	T131RB
BMW	323i	Petrol	2.3	1978	1982	T131RB
BMW	323i	Petrol	2.3	1982	1983	T131RB
BMW	323i	Petrol	2.3	1983	1986	T131RB
BMW	323i Cabrio	Petrol	2.3	1984	1985	T131RB
BMW	325e	Petrol	2.7	1983	1987	T131RB
BMW	325e	Petrol	2.7	1984	1987	T131RB
BMW	325i	Petrol	2.5	1983	1989	T131RB
BMW	325i	Petrol	2.5	1984	1991	T131RB

BY APPLICATION

RPM TIMING BELTS

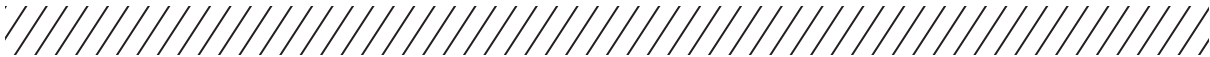


Make	Model	Fuel	Stroke	Year From	Year Till	Article
BMW	325i	Petrol	2.5	1985	1990	T131RB
BMW	325i	Petrol	2.5	1986	1991	T131RB
BMW	325i	Petrol	2.5	1986	1991	T131RB
BMW	325i Cabrio	Petrol	2.5	1985	1987	T131RB
BMW	325i Cabrio	Petrol	2.5	1986	1993	T131RB
BMW	325i Touring	Petrol	2.5	1986	1994	T131RB
BMW	325i Touring	Petrol	2.5	1988	1994	T131RB
BMW	520i	Petrol	2.0	1981	1987	T131RB
BMW	520i	Petrol	2.0	1981	1987	T131RB
BMW	520i	Petrol	2.0	1986	1987	T131RB
BMW	520i	Petrol	2.0	1987	1990	T131RB
BMW	525e	Petrol	2.7	1981	1987	T131RB
BMW	525e	Petrol	2.7	1983	1987	T131RB
BMW	525e	Petrol	2.7	1985	1987	T131RB
BMW	525i	Petrol	2.5	1988	1990	T131RB
BMW	Z1 Cabrio	Petrol	2.5	1988	1991	T131RB
CHRYSLER						
CHRYSLER	Chrysler ES	Petrol	2.2	1989	1990	T142RB
CHRYSLER	Chrysler ES	Petrol	2.5	1988	1990	T142RB
CHRYSLER	Chrysler ES	Petrol	2.5	1988	1990	T142RB
CHRYSLER	Chrysler ES	Petrol	2.5	1988	1990	T142RB
CHRYSLER	Chrysler GS	Petrol	2.2	1987	1990	T142RB
CHRYSLER	Chrysler GS	Petrol	2.2	1987	1990	T142RB
CHRYSLER	Chrysler GTS	Petrol	2.2	1986	1990	T142RB
CHRYSLER	Chrysler GTS	Petrol	2.2	1988	1990	T142RB
CHRYSLER	Chrysler GTS	Petrol	2.5	1987	1990	T142RB
CHRYSLER	Chrysler GTS	Petrol	2.5	1988	1990	T142RB
CHRYSLER	Cirrus	Petrol	2.5	1994	2000	T142RB
CHRYSLER	Daytona	Petrol	2.5	1989	1993	T142RB
CHRYSLER	Grand Voyager	Petrol	2.5	1987	1990	T142RB
CHRYSLER	Le Baron	Petrol	2.2	1983	1989	T142RB
CHRYSLER	Le Baron	Petrol	2.2	1984	1989	T142RB
CHRYSLER	Le Baron	Petrol	2.2	1986	1990	T142RB
CHRYSLER	Le Baron	Petrol	2.2	1986	1990	T142RB
CHRYSLER	Le Baron	Petrol	2.2	1986	1991	T142RB
CHRYSLER	Le Baron	Petrol	2.2	1986	1994	T142RB
CHRYSLER	Le Baron	Petrol	2.2	1987	1993	T142RB
CHRYSLER	Le Baron	Petrol	2.2	1990	1994	T142RB
CHRYSLER	Le Baron	Petrol	2.5	1985	1989	T142RB
CHRYSLER	Le Baron	Petrol	2.5	1986	1993	T142RB
CHRYSLER	Le Baron	Petrol	2.5	1986	1993	T142RB
CHRYSLER	Le Baron	Petrol	2.5	1987	1993	T142RB
CHRYSLER	Le Baron	Petrol	2.5	1987	1995	T142RB
CHRYSLER	Le Baron	Petrol	2.5	1988	1990	T142RB
CHRYSLER	Le Baron	Petrol	2.5	1989	1993	T142RB
CHRYSLER	Le Baron	Petrol	2.5	1990	1994	T142RB
CHRYSLER	Le Baron	Petrol	2.5	1990	1994	T142RB
CHRYSLER	Saratoga	Petrol	2.5	1989	1991	T142RB
CHRYSLER	Saratoga	Petrol	2.5	1991	1993	T142RB
CHRYSLER	Saratoga	Petrol	2.5	1991	1993	T142RB
CHRYSLER	Stratus	Petrol	2.5	1995	2001	T142RB
CHRYSLER	TC Maserati	Petrol	2.2	1988	1991	T142RB
CHRYSLER	TC Maserati	Petrol	2.2	1988	1991	T142RB
CHRYSLER	Voyager	Petrol	2.5	1987	1990	T142RB
CHRYSLER	Voyager	Petrol	2.5	1989	1990	T142RB
CHRYSLER	Voyager	Petrol	2.5	1990	1995	T142RB
CHRYSLER	Voyager	Petrol	2.5	1990	1995	T142RB
CHRYSLER	Voyager	Petrol	2.5	1990	1995	T142RB
CHRYSLER	Voyager	Petrol	2.5	1990	1995	T142RB

BMW
CHRYSLER

BY APPLICATION

RPM TIMING BELTS



CHRYSLER

DODGE

Make	Model	Fuel	Stroke	Year From	Year Till	Article
CHRYSLER	Cirrus	Petrol	2.0	1994	1997	T245RB
CHRYSLER	Cirrus	Petrol	2.0	1997	2000	T245RB
CHRYSLER	Neon	Petrol	1.8	1994	1999	T245RB
CHRYSLER	Neon	Petrol	1.8	2000	2001	T245RB
CHRYSLER	Neon	Petrol	2.0	1994	1999	T245RB
CHRYSLER	Neon	Petrol	2.0	1999	2005	T245RB
CHRYSLER	Neon	Petrol	2.0	1999	2005	T245RB
CHRYSLER	Neon	Petrol	2.0	2002	2006	T245RB
CHRYSLER	Neon (Nato)	Petrol	2.0	2000	2004	T245RB
CHRYSLER	Sebring	Petrol	2.0	1995	2000	T245RB
CHRYSLER	Stratus	Petrol	2.0	1995	2000	T245RB
CHRYSLER	Stratus	Petrol	2.0	1995	2001	T245RB
CHRYSLER	Stratus	Petrol	2.0	1996	2001	T245RB
CHRYSLER	Stratus	Petrol	2.0	1997	2000	T245RB
CHRYSLER	Voyager	Petrol	2.0	1995	2001	T245RB
CHRYSLER	Neon	Petrol	2.0	1994	1999	T246RB
CHRYSLER	Neon	Petrol	2.0	1994	1998	T246RB
CHRYSLER	Neon	Petrol	2.0	1996	1999	T246RB
CHRYSLER	Neon (Nato)	Petrol	2.0	1996	2000	T246RB
CHRYSLER	PT Cruiser	Petrol	2.0	2000	2004	T246RB
CHRYSLER	PT Cruiser	Petrol	2.0	2002	2004	T246RB
CHRYSLER	PT Cruiser	Petrol	2.0	2003	2004	T246RB
CHRYSLER	Sebring	Petrol	2.0	2000	2005	T246RB
CHRYSLER	Sebring	Petrol	2.0	2000	2005	T246RB
CHRYSLER	Caravan	Petrol	2.4	1994	2000	T265RB
CHRYSLER	Cirrus	Petrol	2.4	2000	2007	T265RB
CHRYSLER	Cirrus	Petrol	2.4	2004	2007	T265RB
CHRYSLER	Cirrus	Petrol	2.4	1994	2000	T265RB
CHRYSLER	Grand Voyager	Petrol	2.4	1995	2001	T265RB
CHRYSLER	Grand Voyager	Petrol	2.4	1997	2000	T265RB
CHRYSLER	Grand Voyager	Petrol	2.4	1998	2001	T265RB
CHRYSLER	Grand Voyager	Petrol	2.4	2000	2007	T265RB
CHRYSLER	Grand Voyager	Petrol	2.4	2001	2006	T265RB
CHRYSLER	PT Cruiser	Petrol	2.4	2000	2010	T265RB
CHRYSLER	PT Cruiser	Petrol	2.4	2003	2008	T265RB
CHRYSLER	PT Cruiser	Petrol	2.4	2004	2009	T265RB
CHRYSLER	PT Cruiser	Petrol	2.4	2004	2010	T265RB
CHRYSLER	PT Cruiser	Petrol	2.4	2005	2010	T265RB
CHRYSLER	Sebring	Petrol	2.4	2000	2007	T265RB
CHRYSLER	Sebring	Petrol	2.4	2000	2007	T265RB
CHRYSLER	Sebring	Petrol	2.4	2001	2007	T265RB
CHRYSLER	Sebring	Petrol	2.4	2001	2007	T265RB
CHRYSLER	Sebring	Petrol	2.4	2001	2007	T265RB
CHRYSLER	Stratus	Petrol	2.4	1995	2000	T265RB
CHRYSLER	Stratus	Petrol	2.4	1995	2001	T265RB
CHRYSLER	Voyager	Petrol	2.4	1995	2001	T265RB
CHRYSLER	Voyager	Petrol	2.4	1995	2001	T265RB
CHRYSLER	Voyager	Petrol	2.4	2000	2008	T265RB
DODGE						
DODGE	Avenger	Petrol	2.5	1994	2000	T142RB
DODGE	Caravan	Petrol	2.5	1986	1990	T142RB
DODGE	Dakota	Petrol	2.5	1989	1995	T142RB
DODGE	Daytona	Petrol	2.2	1983	1990	T142RB
DODGE	Daytona	Petrol	2.5	1988	1993	T142RB
DODGE	Spirit	Petrol	2.5	1990	1995	T142RB
DODGE	Stratus	Petrol	2.5	1995	2000	T142RB
DODGE	Stealth	Petrol	3.0	1989	1996	T195RB
DODGE	Stealth	Petrol	3.0	1991	1996	T195RB
DODGE	Stealth	Petrol	3.0	1994	1996	T195RB
DODGE	Neon	Petrol	2.0	1994	1999	T245RB

BY APPLICATION

RPM TIMING BELTS




Make	Model	Fuel	Stroke	Year From	Year Till	Article
DODGE	Neon	Petrol	2.0	1994	1999	T245RB
DODGE	Neon	Petrol	2.0	1999	2002	T245RB
DODGE	Neon	Petrol	2.0	1999	2005	T245RB
DODGE	Neon	Petrol	2.0	1999	2005	T245RB
DODGE	Stratus	Petrol	2.0	1995	2000	T245RB
DODGE	Neon	Petrol	2.0	1994	1996	T246RB
DODGE	Neon	Petrol	2.0	1994	1999	T246RB
DODGE	Neon	Petrol	2.0	1994	1999	T246RB
DODGE	Neon	Petrol	2.0	1996	1999	T246RB
DODGE	Neon	Petrol	2.0	1996	1999	T246RB
DODGE	Caravan	Petrol	2.4	1995	2000	T265RB
DODGE	Caravan	Petrol	2.4	2001	2007	T265RB
DODGE	Stratus	Petrol	2.4	1995	2000	T265RB
DODGE	Stratus	Petrol	2.4	1995	2001	T265RB
DODGE	Stratus	Petrol	2.4	2000	2002	T265RB
DODGE	Stratus	Petrol	2.4	2000	2002	T265RB
DODGE	Stratus	Petrol	2.4	2000	2006	T265RB
EAGLE						
EAGLE	Talon	Petrol	2.0	1994	1998	T167RB
EAGLE	Talon	Petrol	2.0	1994	1998	T167RB
EAGLE	Talon	Petrol	2.0	1994	1998	T167RB1
EAGLE	Talon	Petrol	2.0	1994	1998	T167RB1
EUNOS						
EUNOS	500	Petrol	1.6	1992	1994	T179RB
EUNOS	500	Petrol	1.6	1994	1999	T179RB
EUNOS	500	Petrol	2.0	1992	1999	T214RB
EUNOS	800	Petrol	2.5	1993	2000	T214RB
EUNOS	800	Petrol	2.5	2000	2002	T214RB
FORD						
FORD	Cougar	Petrol	2.0	1998	2001	T294RB
FORD	Focus	Petrol	1.8	1998	2004	T294RB
FORD	Focus	Petrol	1.8	1998	2005	T294RB
FORD	Focus	Petrol	2.0	1998	2004	T294RB
FORD	Focus	Petrol	2.0	1999	2006	T294RB
FORD	Focus	Petrol	2.0	2002	2004	T294RB
FORD	Focus	Petrol	2.0	2002	2005	T294RB
FORD	Focus	LPG (with or without Petrol)	1.8	2002	2004	T294RB
FORD	Focus Estate/Wagon	Petrol	1.8	1998	2005	T294RB
FORD	Focus Estate/Wagon	Petrol	2.0	1998	2005	T294RB
FORD	Focus Estate/Wagon	Petrol	2.0	2002	2005	T294RB
FORD	Focus Estate/Wagon	LPG (with or without Petrol)	1.8	2003	2005	T294RB
FORD	Focus Van	Petrol	1.8	1999	2005	T294RB
FORD	Maverick	Petrol	2.0	2001	2004	T294RB
FORD	Maverick	Petrol	2.0	2001	2004	T294RB
FORD	Mondeo	Petrol	1.6	1996	2000	T294RB
FORD	Mondeo	Petrol	1.6	1996	2000	T294RB
FORD	Mondeo	Petrol	1.6	1998	2000	T294RB
FORD	Mondeo	Petrol	1.6	1998	2000	T294RB
FORD	Mondeo	Petrol	1.8	1996	2000	T294RB
FORD	Mondeo	Petrol	1.8	1996	2000	T294RB
FORD	Mondeo	Petrol	2.0	1996	2000	T294RB
FORD	Mondeo	Petrol	2.0	1996	2000	T294RB
FORD	Mondeo Estate/Wagon	Petrol	1.6	1996	2000	T294RB
FORD	Mondeo Estate/Wagon	Petrol	1.6	1998	2000	T294RB
FORD	Mondeo Estate/Wagon	Petrol	1.8	1996	2000	T294RB
FORD	Mondeo Estate/Wagon	Petrol	2.0	1996	2000	T294RB
FORD	Tourneo Connect	Petrol	1.8	2002	2013	T294RB
FORD	Tourneo Connect	CNG (with or without Petrol)	1.8	2005	2006	T294RB
FORD	Tourneo Connect	LPG (with or without Petrol)	1.8	2005	2006	T294RB
FORD	Transit Connect	Petrol	1.8	2002	2013	T294RB

DODGE
EAGLE
EUNOS
FORD

BY APPLICATION

RPM TIMING BELTS



Make	Model	Fuel	Stroke	Year From	Year Till	Article
FORD	Transit Connect	CNG (with or without Petrol)	1.8	2002	2013	T294RB
FORD	Transit Connect	LPG (with or without Petrol)	1.8	2002	2013	T294RB
FORD	Focus	Petrol	2.5	2005	2012	T331RB
FORD	Focus	Petrol	2.5	2009	2011	T331RB
FORD	Focus	Petrol	2.5	2010	2011	T331RB
FORD	Kuga	Petrol	2.5	2008	2012	T331RB
FORD	Kuga	Petrol	2.5	2008	2012	T331RB
FORD	Kuga	Petrol	2.5	2009	2012	T331RB
FORD	Mondeo	Petrol	2.5	2007	2014	T331RB
FORD	Mondeo	Petrol	2.5	2007	2014	T331RB
FORD	Mondeo Estate/Wagon	Petrol	2.5	2007	2012	T331RB
FORD	S-Max	Petrol	2.5	2006	2014	T331RB
FORD AFRICA						
FORD AFRICA	Tracer	Petrol	1.8	1994	2001	T179RB
FORD ASIA & OCEANIA						
FORD ASIA & OCEANIA	Telstar	Petrol	2.5	1991	1995	T214RB
FORD ASIA & OCEANIA	Telstar	Petrol	2.0	1991	1998	T228RB
FORD ASIA & OCEANIA	Telstar Wagon	Petrol	2.0	1992	1997	T281RB
FORD ASIA & OCEANIA	Focus	Petrol	2.0	1998	2005	T294RB
FORD ASIA & OCEANIA	Focus	Petrol	2.0	2002	2005	T294RB
FORD USA						
FORD USA	Mustang	Petrol	2.3	1990	1993	T210RB
FORD USA	Mustang	Petrol	2.3	1990	1993	T210RB
FORD USA	Mustang	Petrol	2.3	1990	1993	T210RB
FORD USA	Ranger	Petrol	2.3	1990	1995	T210RB
FORD USA	Probe	Petrol	2.5	1993	1998	T214RB
FORD USA	Probe	Petrol	2.5	1994	1998	T214RB
FORD USA	Probe	Petrol	2.0	1993	1998	T228RB
FORD USA	Escape	Petrol	2.0	2001	2004	T294RB
GAZ						
GAZ	Volga Siber	Petrol	2.0	2007	2011	T246RB
GAZ	Volga	Petrol	2.4	2008	2010	T265RB
GAZ	Volga	Petrol	2.4	2008	2010	T265RB
GAZ	Volga Siber	Petrol	2.4	2007	2011	T265RB
GAZ	Volga Siber	Petrol	2.4	2007	2011	T265RB
GEO						
GEO	Prizm	Petrol	1.6	1988	1992	T176RB
GEO	Prizm	Petrol	1.8	1992	1998	T235RB
HONDA						
HONDA	Ballade	Petrol	1.6	1992	1995	T142RB
HONDA	Civic	Petrol	1.6	1987	1991	T142RB
HONDA	Civic	Petrol	1.6	1991		T142RB
HONDA	Concerto	Petrol	1.6	1988	1992	T142RB
HONDA	Concerto	Petrol	1.6	1988	1992	T142RB
HONDA	Civic	Petrol	1.6	1988	1989	T142RB
HONDA	Civic	Petrol	1.6	1988	1991	T142RB
HONDA	Civic	Petrol	1.6	1989	1989	T142RB
HONDA	Civic CRX	Petrol	1.6	1987	1988	T142RB
HONDA	Civic CRX	Petrol	1.6	1987	1992	T142RB
HONDA	Civic CRX	Petrol	1.6	1987	1992	T142RB
HONDA	Concerto	Petrol	1.6	1988	1995	T142RB
HONDA	Concerto	Petrol	1.6	1989	1992	T142RB
HONDA	Concerto	Petrol	1.6	1989	1992	T142RB
HONDA	Concerto	Petrol	1.6	1989	1995	T142RB
HONDA	CRX	Petrol	1.6	1992	1995	T142RB
HONDA	Prelude	Petrol	2.1	1990	1991	T142RB
HONDA	Prelude	Petrol	2.0	1987	1992	T142RB
HONDA	Prelude	Petrol	2.0	1987	1990	T142RB
HONDA	Prelude	Petrol	2.0	1987	1992	T142RB
HONDA	Ballade	Petrol	1.6	1989	1991	T145RB

BY APPLICATION

RPM TIMING BELTS

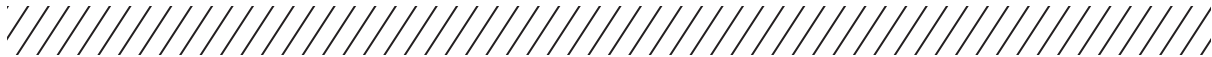


Make	Model	Fuel	Stroke	Year From	Year Till	Article
HONDA	Concerto	Petrol	1.6	1988	1992	T145RB
HONDA	Concerto	Petrol	1.6	1988	1992	T145RB
HONDA	Civic	Petrol	1.6	1987	1991	T145RB
HONDA	Civic	Petrol	1.6	1987	1991	T145RB
HONDA	Civic	Petrol	1.6	1987	1991	T145RB
HONDA	Civic	Petrol	1.6	1988	1989	T145RB
HONDA	Civic	Petrol	1.6	1988	1991	T145RB
HONDA	Civic	Petrol	1.6	1988	1991	T145RB
HONDA	Civic	Petrol	1.6	1988	1991	T145RB
HONDA	Civic	Petrol	1.6	1989	1991	T145RB
HONDA	Civic	Petrol	1.6	1994	1997	T145RB
HONDA	Civic	Petrol	1.6	1995	2000	T145RB
HONDA	Civic	Petrol	1.6	1995	1996	T145RB
HONDA	Civic	Petrol	1.6	1995	1997	T145RB
HONDA	Civic CRX	Petrol	1.6	1986	1987	T145RB
HONDA	Civic CRX	Petrol	1.6	1987	1988	T145RB
HONDA	Civic CRX	Petrol	1.6	1987	1992	T145RB
HONDA	Civic Shuttle	Petrol	1.6	1988	1989	T145RB
HONDA	Civic Shuttle	Petrol	1.6	1988	1992	T145RB
HONDA	Civic Shuttle	Petrol	1.6	1988	1994	T145RB
HONDA	Concerto	Petrol	1.6	1989	1995	T145RB
HONDA	Concerto	Petrol	1.6	1989	1995	T145RB
HONDA	Concerto	Petrol	1.6	1989	1992	T145RB
HONDA	Concerto	Petrol	1.6	1989	1992	T145RB
HONDA	CRX	Petrol	1.6	1988	1991	T145RB
HONDA	Integra	Petrol	1.6	1989	1993	T145RB
HONDA	Integra	Petrol	1.6	1989	1993	T145RB
HONDA	Domani	Petrol	1.8	1992	1998	T184RB
HONDA	CR-V	Petrol	2.0	1995	2000	T184RB
HONDA	CR-V	Petrol	2.0	1999	2002	T184RB
HONDA	CR-V	Petrol	2.0	1999	2002	T184RB
HONDA	Integra	Petrol	1.8	1993	1995	T184RB
HONDA	SMX	Petrol	2.0	1999	2002	T184RB
HONDA	S-MX	Petrol	2.0	1996	1999	T184RB
HONDA	Step Wagon	Petrol	2.0	1996	1999	T184RB
HONDA	Accord	Petrol	1.8	1990	1991	T186RB
HONDA	Accord	Petrol	1.8	1993	1997	T186RB
HONDA	Accord	Petrol	1.8	1996	1998	T186RB
HONDA	Accord	Petrol	1.8	1998	2002	T186RB
HONDA	Accord	Petrol	1.8	1999	2002	T186RB
HONDA	Accord	Petrol	2.0	1989	1992	T186RB
HONDA	Accord	Petrol	2.0	1989	1993	T186RB
HONDA	Accord	Petrol	2.0	1990	1993	T186RB
HONDA	Accord	Petrol	2.0	1990	1993	T186RB
HONDA	Accord	Petrol	2.0	1990	1993	T186RB
HONDA	Accord	Petrol	2.0	1990	1993	T186RB
HONDA	Accord	Petrol	2.0	1993	1996	T186RB
HONDA	Accord	Petrol	2.0	1993	1998	T186RB
HONDA	Accord	Petrol	2.0	1993	1993	T186RB
HONDA	Accord	Petrol	2.0	1998	2001	T186RB
HONDA	Accord	Petrol	2.0	1999	2002	T186RB
HONDA	Accord	Petrol	2.2	1990	1993	T186RB
HONDA	Accord	Petrol	2.2	1990	1993	T186RB
HONDA	Accord	Petrol	2.2	1991	1994	T186RB
HONDA	Accord	Petrol	2.2	1993	1997	T186RB
HONDA	Accord	Petrol	2.2	1996	1998	T186RB
HONDA	Accord	Petrol	2.2	1998	2002	T186RB
HONDA	Accord	Petrol	2.3	1994	1995	T186RB
HONDA	Accord	Petrol	2.3	1997	2003	T186RB
HONDA	Accord	Petrol	2.3	2000	2002	T186RB

HONDA

BY APPLICATION

RPM TIMING BELTS




HONDA

Make	Model	Fuel	Stroke	Year From	Year Till	Article
HONDA	Accord	Petrol	2.3	2000	2002	T186RB
HONDA	Accord Aerodeck	Petrol	2.0	1993	1993	T186RB
HONDA	Accord Aerodeck	Petrol	2.0	1993	1998	T186RB
HONDA	Accord Aerodeck	Petrol	2.2	1990	1993	T186RB
HONDA	Accord Aerodeck	Petrol	2.2	1991	1993	T186RB
HONDA	Accord Aerodeck	Petrol	2.2	1994	1997	T186RB
HONDA	Accord Coupe	Petrol	2.0	1992	1993	T186RB
HONDA	Accord Coupe	Petrol	2.0	1993	1997	T186RB
HONDA	Accord Coupe	Petrol	2.0	1998	2003	T186RB
HONDA	Accord Coupe	Petrol	2.0	1999	2002	T186RB
HONDA	Accord Coupe	Petrol	2.2	1989	1993	T186RB
HONDA	Accord Coupe	Petrol	2.2	1989	1993	T186RB
HONDA	Accord Coupe	Petrol	2.2	1993	1997	T186RB
HONDA	Accord Coupe	Petrol	2.3	1998	2002	T186RB
HONDA	Accord Estate/Wagon	Petrol	2.3	1997	1998	T186RB
HONDA	Ascot	Petrol	1.8	1989	1991	T186RB
HONDA	Ascot	Petrol	2.0	1989	1991	T186RB
HONDA	Ascot	Petrol	2.3	1992	1997	T186RB
HONDA	Avancier	Petrol	2.3	1999		T186RB
HONDA	Ballade	Petrol	2.0	1995	1999	T186RB
HONDA	Odyssey	Petrol	2.2	1994	1997	T186RB
HONDA	Prelude	Petrol	2.3	1996	1999	T186RB
HONDA	Odyssey	Petrol	2.2	1994	1997	T186RB
HONDA	Odyssey	Petrol	2.2	1994	1997	T186RB
HONDA	Odyssey	Petrol	2.2	1994	1997	T186RB
HONDA	Odyssey	Petrol	2.2	1994	2000	T186RB
HONDA	Odyssey	Petrol	2.2	1995	2000	T186RB
HONDA	Odyssey	Petrol	2.3	1997	1999	T186RB
HONDA	Odyssey	Petrol	2.3	1997	1999	T186RB
HONDA	Odyssey	Petrol	2.3	2002	2003	T186RB
HONDA	Odyssey	Petrol	2.3	2002	2003	T186RB
HONDA	Prelude	Petrol	2.0	1991	1996	T186RB
HONDA	Prelude	Petrol	2.0	1996	2000	T186RB
HONDA	Prelude	Petrol	2.2	1993	1996	T186RB
HONDA	Prelude	Petrol	2.2	1996	2000	T186RB
HONDA	Prelude	Petrol	2.2	1996	2000	T186RB
HONDA	Prelude	Petrol	2.3	1991	1996	T186RB
HONDA	Shuttle	Petrol	2.2	1995	1998	T186RB
HONDA	Shuttle	Petrol	2.3	1997	2002	T186RB
HONDA	Ascot Innova	Petrol	2.0	1992	1997	T186RB
HONDA	Ascot Innova	Petrol	2.2	1992	1997	T186RB
HONDA	Accord	Petrol	2.3	1994	1995	T216RB
HONDA	Ascot	Petrol	2.3	1992	1997	T216RB
HONDA	Prelude	Petrol	2.3	1991	1996	T216RB
HONDA	Ascot Innova	Petrol	2.2	1992	1997	T216RB
HONDA	Accord	Petrol	1.6	1998	2001	T224RB
HONDA	Accord	Petrol	1.6	1998	2001	T224RB
HONDA	Accord	Petrol	1.6	1998	2002	T224RB
HONDA	Accord	Petrol	1.6	1999	2002	T224RB
HONDA	Ballade	Petrol	1.6	1995	2001	T224RB
HONDA	Ballade	Petrol	1.6	1995	2001	T224RB
HONDA	Civic	Petrol	1.6	1993	1996	T224RB
HONDA	Civic	Petrol	1.6	1995	1997	T224RB
HONDA	Civic	Petrol	1.6	1992	1995	T224RB
HONDA	Civic	Petrol	1.6	1995	2001	T224RB
HONDA	Civic	Petrol	1.6	1995	2001	T224RB
HONDA	Civic	Petrol	1.6	1997	2001	T224RB
HONDA	Civic	Petrol	1.6	1998	2000	T224RB
HONDA	Civic	Petrol	1.7	2001	2006	T224RB
HONDA	Civic Aerodeck	Petrol	1.6	1998	2001	T224RB

BY APPLICATION

RPM TIMING BELTS

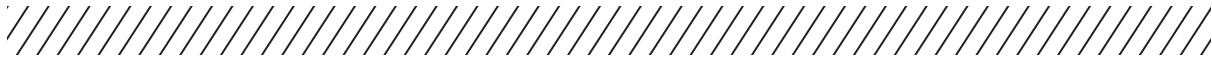


Make	Model	Fuel	Stroke	Year From	Year Till	Article
HONDA	Civic Aerodeck	Petrol	1.6	1998	2001	T224RB
HONDA	Civic Coupe	Petrol	1.6	1993	1995	T224RB
HONDA	Civic Coupe	Petrol	1.6	1996	2000	T224RB
HONDA	Civic Coupe	Petrol	1.6	1996	2000	T224RB
HONDA	CRX	Petrol	1.6	1992	1998	T224RB
HONDA	CRX	Petrol	1.6	1994	1998	T224RB
HONDA	HR-V	Petrol	1.6	1999	2005	T224RB
HONDA	HR-V	Petrol	1.6	1999	2005	T224RB
HONDA	HR-V	Petrol	1.6	1999	2005	T224RB
HONDA	Accord	Petrol	2.2	1998	2002	T226RB
HONDA	Prelude	Petrol	2.2	1993	1996	T226RB
HONDA	Prelude	Petrol	2.2	1996	2000	T226RB
HONDA	Prelude	Petrol	2.2	1996	2000	T226RB
HONDA	Ballade	Petrol	1.6	1989	1992	T227RB
HONDA	Ballade	Petrol	1.6	1992	1996	T227RB
HONDA	Ballade	Petrol	1.6	1989	1991	T227RB
HONDA	Civic	Petrol	1.6	1989	1991	T227RB
HONDA	Civic	Petrol	1.6	1991		T227RB
HONDA	Civic	Petrol	1.6	1988	1991	T227RB
HONDA	Civic	Petrol	1.6	1988	1991	T227RB
HONDA	Civic	Petrol	1.6	1988	1991	T227RB
HONDA	Civic	Petrol	1.6	1989	1991	T227RB
HONDA	Civic	Petrol	1.6	1991	1995	T227RB
HONDA	Civic	Petrol	1.6	1992	1995	T227RB
HONDA	Civic	Petrol	1.6	1992	1995	T227RB
HONDA	Civic	Petrol	1.6	1992	1995	T227RB
HONDA	Civic	Petrol	1.6	1995	2000	T227RB
HONDA	Civic	Petrol	1.6	1995	2001	T227RB
HONDA	Civic Coupe	Petrol	1.6	1999	2000	T227RB
HONDA	Civic CRX	Petrol	1.6	1989	1992	T227RB
HONDA	Civic del Sol	Petrol	1.6	1992	1993	T227RB
HONDA	CRX	Petrol	1.6	1989	1992	T227RB
HONDA	CRX	Petrol	1.6	1992	1998	T227RB
HONDA	Integra	Petrol	1.6	1989	1993	T227RB
HONDA	Integra	Petrol	1.6	1989	1993	T227RB
HONDA	CRX Delsol	Petrol	1.6	1992	1997	T227RB
HONDA	Accord	Petrol	1.8	1998	2002	T244RB
HONDA	Accord	Petrol	1.8	1999	2002	T244RB
HONDA	Accord	Petrol	2.0	1998	2001	T244RB
HONDA	Accord	Petrol	2.0	1999	2002	T244RB
HONDA	Accord	Petrol	2.2	1993	1997	T244RB
HONDA	Accord	Petrol	2.2	1996	1998	T244RB
HONDA	Accord	Petrol	2.3	1997	2003	T244RB
HONDA	Accord	Petrol	2.3	2000	2002	T244RB
HONDA	Accord	Petrol	2.3	2000	2002	T244RB
HONDA	Accord Coupe	Petrol	2.0	1998	2003	T244RB
HONDA	Accord Coupe	Petrol	2.0	1999	2002	T244RB
HONDA	Accord Coupe	Petrol	2.3	1998	2002	T244RB
HONDA	Avancier	Petrol	2.3	1999		T244RB
HONDA	Odyssey	Petrol	2.3	1997	1999	T244RB
HONDA	Odyssey	Petrol	2.3	1997	1999	T244RB
HONDA	Odyssey	Petrol	2.3	2002	2003	T244RB
HONDA	Odyssey	Petrol	2.3	2002	2003	T244RB
HONDA	Shuttle	Petrol	2.3	1997	2002	T244RB
HONDA	Civic	Petrol	1.6	1997	2000	T247RB
HONDA	Civic	Petrol	1.8	1997	2001	T247RB
HONDA	Civic Aerodeck	Petrol	1.8	1998	2001	T247RB
HONDA	Integra	Petrol	1.8	1993	2001	T247RB
HONDA	Integra	Petrol	1.8	1993	2001	T247RB
HONDA	Integra	Petrol	1.8	1993	2001	T247RB

HONDA

BY APPLICATION

RPM TIMING BELTS



HONDA

HYUNDAI

Make	Model	Fuel	Stroke	Year From	Year Till	Article
HONDA	Integra	Petrol	1.8	1993	2001	T247RB
HONDA	Integra	Petrol	1.8	1993	2001	T247RB
HONDA	Integra	Petrol	1.8	1997	2001	T247RB
HONDA	Accord	Petrol	3.0	1997	2003	T286RB
HONDA	Accord Coupe	Petrol	3.0	1998	2003	T286RB
HONDA	Accord Coupe	Petrol	3.0	2001	2003	T286RB
HONDA	Avancier	Petrol	3.0	1999		T286RB
HONDA	Inspire	Petrol	2.5	1999	2006	T286RB
HONDA	Odyssey	Petrol	3.0	1997	1999	T286RB
HONDA	MR-V	Petrol	3.5	2002	2004	T286RB
HONDA	Saber	Petrol	2.5	1999	2006	T286RB
HONDA	Saber	Petrol	3.2	1999	2006	T286RB
HONDA	Saber	Petrol	2.5	1995	2003	T286RB
HONDA	Civic	Petrol	1.7	2001	2006	T312RB
HONDA	Civic Coupe	Petrol	1.6	2001	2004	T312RB
HONDA	Civic	Petrol	1.5	2003	2005	T312RB
HONDA	Civic	Petrol	1.6	2000	2005	T312RB
HONDA	Civic	Petrol	1.6	2001	2004	T312RB
HONDA	Civic	Petrol	1.7	2001	2005	T312RB
HONDA	Civic Coupe	Petrol	1.6	2001	2004	T312RB
HONDA	Civic Coupe	Petrol	1.7	2001	2005	T312RB
HONDA	Civic Coupe	Petrol	1.7	2001	2005	T312RB
HONDA	FR-V	Petrol	1.7	2004	2006	T312RB
HONDA	Stream	Petrol	1.7	2001	2006	T312RB
HONDA	Accord	Petrol	3.5	2008	2012	T329RB
HONDA	Accord	Petrol	3.5	2012		T329RB
HONDA	Accord Coupe	Petrol	3.0	2003	2008	T329RB
HONDA	Accord Coupe	Petrol	3.5	2012		T329RB
HONDA	Accord Crosstour	Petrol	3.5	2009	2012	T329RB
HONDA	Accord Crosstour	Petrol	3.5	2010	2012	T329RB
HONDA	Crosstour	Petrol	3.5	2012		T329RB
HONDA	Crosstour	Petrol	3.5	2012		T329RB
HONDA	Crosstour	Petrol	3.5	2012		T329RB
HONDA	Crosstour	Petrol	3.5	2013		T329RB
HONDA	Lagreat	Petrol	3.5	2004		T329RB
HONDA	Lagreat	Petrol	3.5	1998	2002	T329RB
HONDA	Legend	Petrol	3.5	2006	2012	T329RB
HONDA	Legend	Petrol	3.7	2008	2012	T329RB
HONDA	Legend	Petrol	3.7	2008	2012	T329RB
HONDA	MR-V	Petrol	3.5	2005	2008	T329RB
HONDA	Odyssey	Petrol	3.5	2004		T329RB
HONDA	Odyssey	Petrol	3.5	2005	2010	T329RB
HONDA	Odyssey	Petrol	3.5	2010	2016	T329RB
HONDA	Pilot	Petrol	3.5	2002	2008	T329RB
HONDA	Pilot	Petrol	3.5	2009	2015	T329RB
HONDA	Pilot	Petrol	3.5	2010	2015	T329RB
HONDA	Pilot	Petrol	3.5	2011	2015	T329RB
HYUNDAI						
HYUNDAI	Elantra	Petrol	1.8	1992	1995	T167RB
HYUNDAI	Lantra	Petrol	1.8	1990	1995	T167RB
HYUNDAI	Santamo	Petrol	2.0	1998	2002	T167RB
HYUNDAI	Santamo	Petrol	2.0	1999	2002	T167RB
HYUNDAI	Sonata	Petrol	2.0	1991	1993	T167RB
HYUNDAI	Sonata	Petrol	2.0	1993	1998	T167RB
HYUNDAI	Sonata	Petrol	2.0	1996	1998	T167RB
HYUNDAI	Sonica	Petrol	2.0	1994	1996	T167RB
HYUNDAI	Sonica	Petrol	2.0	1996	1998	T167RB
HYUNDAI	Elantra	Petrol	1.8	1992	1995	T167RB1
HYUNDAI	Lantra	Petrol	1.8	1990	1995	T167RB1
HYUNDAI	Santamo	Petrol	2.0	1998	2002	T167RB1

BY APPLICATION

RPM TIMING BELTS



Make	Model	Fuel	Stroke	Year From	Year Till	Article
HYUNDAI	Santamo	Petrol	2.0	1999	2002	T167RB1
HYUNDAI	Sonata	Petrol	2.0	1991	1993	T167RB1
HYUNDAI	Sonata	Petrol	2.0	1993	1998	T167RB1
HYUNDAI	Sonata	Petrol	2.0	1996	1998	T167RB1
HYUNDAI	Sonica	Petrol	2.0	1994	1996	T167RB1
HYUNDAI	Sonica	Petrol	2.0	1996	1998	T167RB1
INFINITI						
INFINITI	M30	Petrol	3.0	1989	1991	T104RB
INFINITI	M30	Petrol	3.0	1990	1991	T104RB
INFINITI	QX4	Petrol	3.3	1996	2002	T249RB
INFINITI	QX4	Petrol	3.3	1996	2002	T249RB
INFINITI	J30	Petrol	3.0	1992	1997	T251RB
ISUZU						
ISUZU	Gemini	Petrol	1.6	1993		T224RB
JEEP						
JEEP	Cherokee	Petrol	2.4	2001	2005	T265RB
JEEP	Cherokee	Petrol	2.4	2001	2004	T265RB
JEEP	Liberty	Petrol	2.4	2001	2005	T265RB
JEEP	Liberty	Petrol	2.4	2001	2005	T265RB
JEEP	Liberty	Petrol	2.4	2001	2005	T265RB
JEEP	Wrangler	Petrol	2.4	2002	2006	T265RB
KIA						
KIA	Joice	Petrol	2.0	1999	2003	T167RB
KIA	Joice	Petrol	2.0	2001	2003	T167RB
KIA	Joice	Petrol	2.0	1999	2003	T167RB1
KIA	Joice	Petrol	2.0	2001	2003	T167RB1
KIA	Mentor	Petrol	1.5	1997	2001	T179RB
KIA	Sephia	Petrol	1.5	1997	2001	T179RB
KIA	Sephia	Petrol	1.5	1998	2001	T179RB
KIA	Shuma	Petrol	1.5	1997	2001	T179RB
KIA	Shuma	Petrol	1.5	1998	2001	T179RB
KIA	Concord	Petrol	2.0	1991	1995	T228RB
KIA	Clarus	Petrol	2.0	1996	2000	T281RB
KIA	Clarus	Petrol	2.0	1999	2000	T281RB
KIA	Credos	Petrol	2.0	1996	2000	T281RB
KIA	Retona	Petrol	2.0	1999	2001	T281RB
KIA	Sportage	Petrol	2.0	1999	2002	T281RB
KIA	Sportage	Petrol	2.0	1994	2004	T281RB
KIA	Sportage	Petrol	2.0	1995	2003	T281RB
KIA	Sportage	Petrol	2.0	2000	2002	T281RB
KIA	Sportage	Petrol	2.0	2000	2002	T281RB
LEXUS						
LEXUS	GS 300	Petrol	3.0	1991	1997	T215RB
LEXUS	GS 300	Petrol	3.0	1997	2000	T215RB
LEXUS	GS 300	Petrol	3.0	2000	2005	T215RB
LEXUS	IS 300	Petrol	3.0	2001	2005	T215RB
LEXUS	IS 300	Petrol	3.0	2001	2005	T215RB
LEXUS	SC 300	Petrol	3.0	1995	2000	T215RB
LOTUS						
LOTUS	Eclat	Petrol	2.2	1980	1986	T104RB
MAZDA						
MAZDA	323	Petrol	1.6	1985	1989	T179RB
MAZDA	323	Petrol	1.6	1986	1987	T179RB
MAZDA	323	Petrol	1.6	1987	1989	T179RB
MAZDA	323	Petrol	1.6	1987	1989	T179RB
MAZDA	323	Petrol	1.6	1987	1989	T179RB
MAZDA	323	Petrol	1.6	1994	1999	T179RB
MAZDA	323	Petrol	1.8	1989	1994	T179RB
MAZDA	323	Petrol	1.8	1991	1994	T179RB
MAZDA	323	Petrol	1.8	1994	1998	T179RB

HYUNDAI
INFINITI
ISUZU
JEEP
KIA
LEXUS
LOTUS
MAZDA

BY APPLICATION

RPM TIMING BELTS



MAZDA

Make	Model	Fuel	Stroke	Year From	Year Till	Article
MAZDA	323	Petrol	1.8	1994	1998	T179RB
MAZDA	323	Petrol	1.8	1994	1998	T179RB
MAZDA	323 Estate/Wagon	Petrol	1.8	1992	1998	T179RB
MAZDA	323C	Petrol	1.8	1989	1991	T179RB
MAZDA	323C	Petrol	1.8	1989	1994	T179RB
MAZDA	323C	Petrol	1.8	1990	1993	T179RB
MAZDA	323C	Petrol	1.8	1990	1992	T179RB
MAZDA	323C	Petrol	1.8	1991	1994	T179RB
MAZDA	323C	Petrol	1.8	1991	1993	T179RB
MAZDA	323C	Petrol	1.8	1994	1998	T179RB
MAZDA	323F	Petrol	1.8	1989	1991	T179RB
MAZDA	323F	Petrol	1.8	1989	1991	T179RB
MAZDA	323F	Petrol	1.8	1994	1998	T179RB
MAZDA	Astina	Petrol	1.5	1989	1994	T179RB
MAZDA	Astina	Petrol	1.6	1989	1991	T179RB
MAZDA	Astina	Petrol	1.8	1990	1994	T179RB
MAZDA	Familia	Petrol	1.5	1991		T179RB
MAZDA	Familia	Petrol	1.5	1994	1996	T179RB
MAZDA	Familia	Petrol	1.6	1985	1989	T179RB
MAZDA	Familia	Petrol	1.6	1985	1989	T179RB
MAZDA	Etude	Petrol	1.6	1987	1990	T179RB
MAZDA	Familia	Petrol	1.6	1989	1991	T179RB
MAZDA	Familia	Petrol	1.6	1994	1998	T179RB
MAZDA	Familia	Petrol	1.8	1989	1994	T179RB
MAZDA	Familia	Petrol	1.8	1994		T179RB
MAZDA	Familia	Petrol	1.8	1989	1994	T179RB
MAZDA	Familia	Petrol	1.8	1996	1998	T179RB
MAZDA	Festiva	Petrol	1.3	1986	1993	T179RB
MAZDA	Etude	Petrol	1.6	1988	1993	T179RB
MAZDA	Lantis	Petrol	1.8	1993	1997	T179RB
MAZDA	Lantis	Petrol	1.8	1994	1998	T179RB
MAZDA	Lantis	Petrol	2.0	1993	1997	T179RB
MAZDA	Eunos 500	Petrol	1.6	1994	1999	T179RB
MAZDA	Miata	Petrol	1.6	1989	1997	T179RB
MAZDA	Miata	Petrol	1.6	2003	2005	T179RB
MAZDA	Miata	Petrol	1.8	1993	1997	T179RB
MAZDA	Miata	Petrol	1.8	1998	2002	T179RB
MAZDA	Miata	Petrol	1.8	2002	2005	T179RB
MAZDA	Protege	Petrol	1.8	1989	1991	T179RB
MAZDA	Protege	Petrol	1.8	1994	1999	T179RB
MAZDA	Roadster	Petrol	1.6	1989	1993	T179RB
MAZDA	Roadster	Petrol	1.6	1997		T179RB
MAZDA	Roadster	Petrol	1.6	2000	2005	T179RB
MAZDA	Roadster	Petrol	1.8	1995		T179RB
MAZDA	Roadster	Petrol	1.8	1997		T179RB
MAZDA	Roadster	Petrol	1.8	2002	2005	T179RB
MAZDA	MX3	Petrol	1.6	1993	1998	T179RB
MAZDA	MX5	Petrol	1.6	1989	1994	T179RB
MAZDA	MX5	Petrol	1.6	1990	1992	T179RB
MAZDA	MX5	Petrol	1.6	1990	1997	T179RB
MAZDA	MX5	Petrol	1.6	1998	2005	T179RB
MAZDA	MX5	Petrol	1.8	1993	1998	T179RB
MAZDA	MX5	Petrol	1.8	1998	2005	T179RB
MAZDA	MX5	Petrol	1.8	1998	2005	T179RB
MAZDA	MX5	Petrol	1.8	2000	2005	T179RB
MAZDA	Xedos 6	Petrol	1.6	1992	1994	T179RB
MAZDA	Xedos 6	Petrol	1.6	1994	1999	T179RB
MAZDA	Autozam AZ-3	Petrol	1.5	1991	1998	T179RB
MAZDA	Eunos 100	Petrol	1.5	1989	1994	T179RB
MAZDA	Eunos 100	Petrol	1.8	1989	1994	T179RB

BY APPLICATION

RPM TIMING BELTS




Make	Model	Fuel	Stroke	Year From	Year Till	Article
MAZDA	Eunos Presso	Petrol	1.5	1993	1998	T179RB
MAZDA	Eunos Roadster	Petrol	1.6	1989	1993	T179RB
MAZDA	Eunos Roadster	Petrol	1.8	1993	1998	T179RB
MAZDA	Eunos Roadster	Petrol	1.8	1997	1998	T179RB
MAZDA	Laser	Petrol	1.5	1991		T179RB
MAZDA	Laser	Petrol	1.5	1994	1996	T179RB
MAZDA	Laser	Petrol	1.6	1985	1989	T179RB
MAZDA	Laser	Petrol	1.6	1985	1989	T179RB
MAZDA	Laser	Petrol	1.6	1989	1991	T179RB
MAZDA	Laser	Petrol	1.6	1994	1998	T179RB
MAZDA	Laser	Petrol	1.8	1989	1994	T179RB
MAZDA	Laser	Petrol	1.8	1994		T179RB
MAZDA	323	Petrol	2.0	1994	1998	T214RB
MAZDA	323F	Petrol	2.0	1994	1996	T214RB
MAZDA	323F	Petrol	2.0	1995	1998	T214RB
MAZDA	626	Petrol	2.5	1991	1997	T214RB
MAZDA	626	Petrol	2.5	1992	1997	T214RB
MAZDA	626	Petrol	2.5	1994	1997	T214RB
MAZDA	Autozam CLEF	Petrol	2.0	1992	1999	T214RB
MAZDA	Autozam CLEF	Petrol	2.0	1992	1999	T214RB
MAZDA	Capella	Petrol	2.5	1997	1998	T214RB
MAZDA	Cronos	Petrol	1.8	1991	1994	T214RB
MAZDA	Cronos	Petrol	2.0	1991		T214RB
MAZDA	Cronos	Petrol	2.5	1992		T214RB
MAZDA	Eunos 500	Petrol	1.8	1991	1994	T214RB
MAZDA	Eunos 500	Petrol	2.0	1991	1994	T214RB
MAZDA	Eunos 800	Petrol	2.5	1993	1998	T214RB
MAZDA	Lantis	Petrol	2.0	1995	1998	T214RB
MAZDA	Millenia	Petrol	2.5	1993	2000	T214RB
MAZDA	Millenia	Petrol	2.5	1997	1998	T214RB
MAZDA	Millenia	Petrol	2.5	2000	2002	T214RB
MAZDA	MX6	Petrol	2.0	1991	1994	T214RB
MAZDA	MX6	Petrol	2.5	1991	1996	T214RB
MAZDA	MX6	Petrol	2.5	1994	1996	T214RB
MAZDA	MX3	Petrol	1.8	1992	1994	T214RB
MAZDA	MX3	Petrol	1.8	1993	1998	T214RB
MAZDA	MX6	Petrol	2.5	1991	1997	T214RB
MAZDA	MX6	Petrol	2.5	1993	1995	T214RB
MAZDA	MX6	Petrol	2.5	1994	1997	T214RB
MAZDA	Xedos 6	Petrol	2.0	1992	1994	T214RB
MAZDA	Xedos 6	Petrol	2.0	1994	1999	T214RB
MAZDA	Xedos 9	Petrol	2.0	1993	2000	T214RB
MAZDA	Xedos 9	Petrol	2.5	1993	2000	T214RB
MAZDA	Xedos 9	Petrol	2.5	2000	2002	T214RB
MAZDA	Autozam AZ-3	Petrol	1.8	1993	1998	T214RB
MAZDA	Efini MS-6	Petrol	1.8	1991	1994	T214RB
MAZDA	Efini MS-6	Petrol	2.0	1991	1994	T214RB
MAZDA	Efini MS-6	Petrol	2.0	1992	1994	T214RB
MAZDA	Efini MS-8	Petrol	2.0	1992		T214RB
MAZDA	Efini MS-8	Petrol	2.5	1992		T214RB
MAZDA	Eunos Presso	Petrol	1.8	1993	1997	T214RB
MAZDA	Probe	Petrol	2.5	1992		T214RB
MAZDA	Telster	Petrol	1.8	1991	1994	T214RB
MAZDA	Telster	Petrol	2.0	1991		T214RB
MAZDA	Telster	Petrol	2.5	1992	1996	T214RB
MAZDA	Telster	Petrol	2.5	1997	1998	T214RB
MAZDA	323	Petrol	2.0	1994	1998	T228RB
MAZDA	323	Petrol	2.0	2000	2003	T228RB
MAZDA	323F	Petrol	2.0	2001	2004	T228RB
MAZDA	626	Petrol	2.0	1991	1997	T228RB

MAZDA

BY APPLICATION

RPM TIMING BELTS



MAZDA

Make	Model	Fuel	Stroke	Year From	Year Till	Article
MAZDA	626	Petrol	2.0	1992	1997	T228RB
MAZDA	626	Petrol	2.0	1992	1997	T228RB
MAZDA	626	Petrol	2.0	1992	1997	T228RB
MAZDA	626	Petrol	2.0	1997	2002	T228RB
MAZDA	626	Petrol	2.0	1997	2002	T228RB
MAZDA	626	Petrol	2.0	1998	2002	T228RB
MAZDA	626	Petrol	2.0	1998	2002	T228RB
MAZDA	626	LPG (with or without Petrol)	2.0	1999	2002	T228RB
MAZDA	626	LPG (with or without Petrol)	2.0	1999	2002	T228RB
MAZDA	626 Estate/Wagon	Petrol	2.0	1997	2002	T228RB
MAZDA	626 Estate/Wagon	Petrol	2.0	1997	2002	T228RB
MAZDA	626 Estate/Wagon	Petrol	2.0	1998	2002	T228RB
MAZDA	626 Estate/Wagon	LPG (with or without Petrol)	2.0	1997	2001	T228RB
MAZDA	Astina	Petrol	2.0	2000	2004	T228RB
MAZDA	Autozam CLEF	Petrol	2.0	1992	1999	T228RB
MAZDA	Capella	Petrol	2.0	1997	2000	T228RB
MAZDA	Capella	Petrol	2.0	1997	2002	T228RB
MAZDA	Cronos	Petrol	2.0	1991	1996	T228RB
MAZDA	Etude	Petrol	2.0	2000	2004	T228RB
MAZDA	Etude	Petrol	2.0	2001	2004	T228RB
MAZDA	MX6	Petrol	2.0	1994	1996	T228RB
MAZDA	MPV	Petrol	2.0	1999	2000	T228RB
MAZDA	MPV	Petrol	2.0	2000	2002	T228RB
MAZDA	Premacy	Petrol	2.0	2001	2003	T228RB
MAZDA	MX6	Petrol	2.0	1992	1997	T228RB
MAZDA	Premacy	Petrol	2.0	2001	2005	T228RB
MAZDA	Premacy	Petrol	2.0	2001	2005	T228RB
MAZDA	Protege	Petrol	2.0	2000	2004	T228RB
MAZDA	Telster	Petrol	2.0	1991		T228RB
MAZDA	Telster	Petrol	2.0	1997	2000	T228RB
MAZDA	Telster	Petrol	2.0	1997	2000	T228RB
MAZDA	Telster II	Petrol	2.0	1994	1997	T228RB
MAZDA	626	Petrol	2.0	1987	1991	T281RB
MAZDA	626	Petrol	2.0	1987	1989	T281RB
MAZDA	626	Petrol	2.0	1987	1991	T281RB
MAZDA	626	Petrol	2.0	1987	1991	T281RB
MAZDA	626	Petrol	2.0	1987	1992	T281RB
MAZDA	626	Petrol	2.0	1989	1991	T281RB
MAZDA	626	Petrol	2.0	1989	1991	T281RB
MAZDA	626 Coupe	Petrol	2.0	1987	1989	T281RB
MAZDA	626 Coupe	Petrol	2.0	1987	1991	T281RB
MAZDA	626 Estate/Wagon	Petrol	2.0	1988	1992	T281RB
MAZDA	626 Estate/Wagon	Petrol	2.0	1988	1997	T281RB
MAZDA	Capella	Petrol	1.8	1987	1991	T281RB
MAZDA	Capella	Petrol	1.8	1988	1998	T281RB
MAZDA	Capella	Petrol	1.8	1988	1991	T281RB
MAZDA	Capella	Petrol	2.0	1987	1991	T281RB
MAZDA	Capella	Petrol	2.0	1990	1998	T281RB
MAZDA	Eunos 300	Petrol	1.8	1989	1992	T281RB
MAZDA	Eunos 300	Petrol	2.0	1989	1992	T281RB
MAZDA	Persona	Petrol	1.8	1988	1992	T281RB
MAZDA	Persona	Petrol	2.0	1988	1992	T281RB
MAZDA	Capella Cargo	Petrol	1.8	1992	1997	T281RB
MAZDA	Capella Cargo	Petrol	2.0	1992	1997	T281RB
MAZDA	Telster	Petrol	1.8	1987	1991	T281RB
MAZDA	Telster	Petrol	1.8	1987	1991	T281RB
MAZDA	Telster	Petrol	1.8	1987	1991	T281RB
MAZDA	Telster	Petrol	1.8	1992	1997	T281RB
MAZDA	Telster	Petrol	2.0	1987	1991	T281RB
MAZDA	Telster	Petrol	2.0	1990	1997	T281RB

BY APPLICATION

RPM TIMING BELTS



Make	Model	Fuel	Stroke	Year From	Year Till	Article
MAZDA	Tribute	Petrol	2.0	2000	2003	T294RB
MAZDA	Tribute	Petrol	2.0	2000	2008	T294RB
MAZDA	Escape	Petrol	2.0	2000		T294RB
MERCURY						
MERCURY	Capri	Petrol	1.6	1990	1994	T179RB
MERCURY	Capri	Petrol	1.6	1990	1994	T179RB
MERCURY	Tracer	Petrol	1.8	1991	1999	T179RB
MITSUBISHI						
MITSUBISHI	Airtrek	Petrol	2.0	2002	2006	T167RB
MITSUBISHI	Airtrek	Petrol	2.0	2003	2006	T167RB
MITSUBISHI	Colt	Petrol	1.8	1990	1991	T167RB
MITSUBISHI	Dion	Petrol	2.0	2000	2002	T167RB
MITSUBISHI	Eclipse	Petrol	2.0	1989	1994	T167RB
MITSUBISHI	Eclipse	Petrol	2.0	1989	1995	T167RB
MITSUBISHI	Eclipse	Petrol	2.0	1991	1994	T167RB
MITSUBISHI	Eclipse	Petrol	2.0	1991	1994	T167RB
MITSUBISHI	Eclipse	Petrol	2.0	1995	1999	T167RB
MITSUBISHI	Eclipse	Petrol	2.0	1995	1999	T167RB
MITSUBISHI	Eclipse	Petrol	2.0	1995	1999	T167RB
MITSUBISHI	ETERNA	Petrol	1.8	1988	1992	T167RB
MITSUBISHI	Galant	Petrol	2.0	1987	1992	T167RB
MITSUBISHI	Galant	Petrol	2.0	1988	1992	T167RB
MITSUBISHI	Galant	Petrol	2.0	1988	1992	T167RB
MITSUBISHI	Galant	Petrol	2.0	1988	1992	T167RB
MITSUBISHI	Galant	Petrol	2.0	1988	1992	T167RB
MITSUBISHI	Galant	Petrol	2.0	1989	1992	T167RB
MITSUBISHI	Galant	Petrol	2.0	1991	1992	T167RB
MITSUBISHI	Galant	Petrol	1.8	1988	1992	T167RB
MITSUBISHI	Galant Estate/Wagon	Petrol	1.8	1988	1992	T167RB
MITSUBISHI	Lancer	Petrol	1.8	1989	1992	T167RB
MITSUBISHI	Lancer	Petrol	2.0	2003	2007	T167RB
MITSUBISHI	Lancer Cargo	Petrol	2.0	2003	2008	T167RB
MITSUBISHI	Lancer Estate/Wagon	Petrol	2.0	2003	2008	T167RB
MITSUBISHI	Lancer Evolution	Petrol	2.0	1992	1993	T167RB
MITSUBISHI	Lancer Evolution	Petrol	2.0	1994	1995	T167RB
MITSUBISHI	Lancer Evolution	Petrol	2.0	1995	1996	T167RB
MITSUBISHI	Lancer Evolution	Petrol	2.0	1996	1997	T167RB
MITSUBISHI	Lancer Evolution	Petrol	2.0	1998	1998	T167RB
MITSUBISHI	Lancer Evolution	Petrol	2.0	1999	2001	T167RB
MITSUBISHI	Lancer Evolution	Petrol	2.0	2000	2005	T167RB
MITSUBISHI	Lancer Evolution	Petrol	2.0	2003	2004	T167RB
MITSUBISHI	Lancer Evolution	Petrol	2.0	2003	2004	T167RB
MITSUBISHI	Lancer Evolution	Petrol	2.0	2003	2007	T167RB
MITSUBISHI	Lancer Evolution	Petrol	2.0	2003	2006	T167RB
MITSUBISHI	Lancer Evolution	Petrol	2.0	2004	2006	T167RB
MITSUBISHI	Lancer Evolution	Petrol	2.0	2004	2006	T167RB
MITSUBISHI	Lancer Evolution	Petrol	2.0	2004	2005	T167RB
MITSUBISHI	Lancer Evolution	Petrol	2.0	2004	2006	T167RB
MITSUBISHI	Lancer Evolution	Petrol	2.0	2005	2008	T167RB
MITSUBISHI	Lancer Evolution	Petrol	2.0	2005	2008	T167RB
MITSUBISHI	Lancer Evolution	Petrol	2.0	2005	2007	T167RB
MITSUBISHI	Lancer Evolution	Petrol	2.0	2005	2007	T167RB
MITSUBISHI	Lancer Evolution	Petrol	2.0	2006	2007	T167RB
MITSUBISHI	Lancer Evolution	Petrol	2.0	2006	2008	T167RB
MITSUBISHI	Lancer	Petrol	2.0	1992		T167RB
MITSUBISHI	Outlander	Petrol	2.0	2003	2008	T167RB
MITSUBISHI	Outlander	Petrol	2.0	2003	2008	T167RB
MITSUBISHI	Outlander	Petrol	2.0	2004	2006	T167RB
MITSUBISHI	RVR	Petrol	2.0	1991	1997	T167RB
MITSUBISHI	Santamo	Petrol	2.0	1999	2004	T167RB

MAZDA

MERCURY

MITSUBISHI

BY APPLICATION

RPM TIMING BELTS




MITSUBISHI

Make	Model	Fuel	Stroke	Year From	Year Till	Article
MITSUBISHI	Santamo	Petrol	2.0	1999	2004	T167RB
MITSUBISHI	Space Runner	Petrol	2.0	1997	1999	T167RB
MITSUBISHI	Airtrek	Petrol	2.0	2002	2006	T167RB1
MITSUBISHI	Airtrek	Petrol	2.0	2003	2006	T167RB1
MITSUBISHI	Colt	Petrol	1.8	1990	1991	T167RB1
MITSUBISHI	Dion	Petrol	2.0	2000	2002	T167RB1
MITSUBISHI	Eclipse	Petrol	2.0	1989	1994	T167RB1
MITSUBISHI	Eclipse	Petrol	2.0	1989	1995	T167RB1
MITSUBISHI	Eclipse	Petrol	2.0	1991	1994	T167RB1
MITSUBISHI	Eclipse	Petrol	2.0	1991	1994	T167RB1
MITSUBISHI	Eclipse	Petrol	2.0	1995	1999	T167RB1
MITSUBISHI	Eclipse	Petrol	2.0	1995	1999	T167RB1
MITSUBISHI	Eclipse	Petrol	2.0	1995	1999	T167RB1
MITSUBISHI	ETERNA	Petrol	1.8	1988	1992	T167RB1
MITSUBISHI	Galant	Petrol	2.0	1987	1992	T167RB1
MITSUBISHI	Galant	Petrol	2.0	1988	1992	T167RB1
MITSUBISHI	Galant	Petrol	2.0	1988	1992	T167RB1
MITSUBISHI	Galant	Petrol	2.0	1988	1992	T167RB1
MITSUBISHI	Galant	Petrol	2.0	1988	1992	T167RB1
MITSUBISHI	Galant	Petrol	2.0	1989	1992	T167RB1
MITSUBISHI	Galant	Petrol	2.0	1991	1992	T167RB1
MITSUBISHI	Galant	Petrol	1.8	1988	1992	T167RB1
MITSUBISHI	Galant Estate/Wagon	Petrol	1.8	1988	1992	T167RB1
MITSUBISHI	Lancer	Petrol	1.8	1989	1992	T167RB1
MITSUBISHI	Lancer	Petrol	2.0	2003	2007	T167RB1
MITSUBISHI	Lancer Cargo	Petrol	2.0	2003	2008	T167RB1
MITSUBISHI	Lancer Estate/Wagon	Petrol	2.0	2003	2008	T167RB1
MITSUBISHI	Lancer Evolution	Petrol	2.0	1992	1993	T167RB1
MITSUBISHI	Lancer Evolution	Petrol	2.0	1994	1995	T167RB1
MITSUBISHI	Lancer Evolution	Petrol	2.0	1995	1996	T167RB1
MITSUBISHI	Lancer Evolution	Petrol	2.0	1996	1997	T167RB1
MITSUBISHI	Lancer Evolution	Petrol	2.0	1998	1998	T167RB1
MITSUBISHI	Lancer Evolution	Petrol	2.0	1999	2001	T167RB1
MITSUBISHI	Lancer Evolution	Petrol	2.0	2000	2005	T167RB1
MITSUBISHI	Lancer Evolution	Petrol	2.0	2003	2004	T167RB1
MITSUBISHI	Lancer Evolution	Petrol	2.0	2003	2004	T167RB1
MITSUBISHI	Lancer Evolution	Petrol	2.0	2003	2007	T167RB1
MITSUBISHI	Lancer Evolution	Petrol	2.0	2003	2006	T167RB1
MITSUBISHI	Lancer Evolution	Petrol	2.0	2004	2006	T167RB1
MITSUBISHI	Lancer Evolution	Petrol	2.0	2004	2006	T167RB1
MITSUBISHI	Lancer Evolution	Petrol	2.0	2004	2005	T167RB1
MITSUBISHI	Lancer Evolution	Petrol	2.0	2004	2006	T167RB1
MITSUBISHI	Lancer Evolution	Petrol	2.0	2005	2008	T167RB1
MITSUBISHI	Lancer Evolution	Petrol	2.0	2005	2008	T167RB1
MITSUBISHI	Lancer Evolution	Petrol	2.0	2005	2007	T167RB1
MITSUBISHI	Lancer Evolution	Petrol	2.0	2005	2007	T167RB1
MITSUBISHI	Lancer Evolution	Petrol	2.0	2006	2007	T167RB1
MITSUBISHI	Lancer Evolution	Petrol	2.0	2006	2008	T167RB1
MITSUBISHI	Lancer	Petrol	2.0	1992		T167RB1
MITSUBISHI	Outlander	Petrol	2.0	2003	2008	T167RB1
MITSUBISHI	Outlander	Petrol	2.0	2003	2008	T167RB1
MITSUBISHI	Outlander	Petrol	2.0	2004	2006	T167RB1
MITSUBISHI	RVR	Petrol	2.0	1991	1997	T167RB1
MITSUBISHI	Santamo	Petrol	2.0	1999	2004	T167RB1
MITSUBISHI	Santamo	Petrol	2.0	1999	2004	T167RB1
MITSUBISHI	Space Runner	Petrol	2.0	1997	1999	T167RB1
MITSUBISHI	3000 GT	Petrol	3.0	1989	1999	T195RB
MITSUBISHI	3000 GT	Petrol	3.0	1990	1999	T195RB
MITSUBISHI	3000 GT	Petrol	3.0	1990	1999	T195RB
MITSUBISHI	3000 GT	Petrol	3.0	1990	1993	T195RB

BY APPLICATION

RPM TIMING BELTS

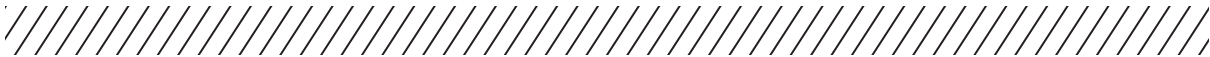


Make	Model	Fuel	Stroke	Year From	Year Till	Article
MITSUBISHI	3000 GT	Petrol	3.0	1992	1994	T195RB
MITSUBISHI	3000 GT	Petrol	3.0	1992	1999	T195RB
MITSUBISHI	Debonair	Petrol	3.0	1986	1992	T195RB
MITSUBISHI	Diamante	Petrol	2.5	1990	1991	T195RB
MITSUBISHI	Diamante	Petrol	3.0	1990		T195RB
MITSUBISHI	Diamante	Petrol	3.0	1995		T195RB
MITSUBISHI	Diamante	Petrol	3.0	1995	1995	T195RB
MITSUBISHI	Galant	Petrol	2.5	1992	1996	T195RB
MITSUBISHI	Galant	Petrol	2.5	1992	1996	T195RB
MITSUBISHI	Galant	Petrol	2.5	1992	1996	T195RB
MITSUBISHI	GTO	Petrol	3.0	1990	2000	T195RB
MITSUBISHI	GTO	Petrol	3.0	1990		T195RB
MITSUBISHI	GTO	Petrol	3.0	1996	2000	T195RB
MITSUBISHI	GTO	Petrol	3.0	1990	1995	T195RB
MITSUBISHI	Sigma	Petrol	3.0	1990	1996	T195RB
MITSUBISHI	Sigma	Petrol	2.5	1990		T195RB
MITSUBISHI	Chariot	Petrol	1.8	1991	1998	T201RB
MITSUBISHI	Chariot	Petrol	1.8	1991	1998	T201RB
MITSUBISHI	ETERNA	Petrol	1.8	1992		T201RB
MITSUBISHI	Galant	Petrol	1.8	1992	1996	T201RB
MITSUBISHI	Galant	Petrol	1.8	1992	1996	T201RB
MITSUBISHI	Galant	Petrol	1.8	1992	1996	T201RB
MITSUBISHI	Galant	Petrol	1.8	1992	1996	T201RB
MITSUBISHI	Galant	Petrol	1.8	1992		T201RB
MITSUBISHI	Galant Estate/Wagon	Petrol	1.8	1992		T201RB
MITSUBISHI	RVR	Petrol	1.8	1991	1997	T201RB
MITSUBISHI	RVR	Petrol	1.8	1991	1999	T201RB
MITSUBISHI	Space Runner	Petrol	1.8	1991	1999	T201RB
MITSUBISHI	Space Runner	Petrol	1.8	1991	1999	T201RB
MITSUBISHI	Space Runner	Petrol	1.8	1991	1999	T201RB
MITSUBISHI	Space Runner	Petrol	1.8	1996	1999	T201RB
MITSUBISHI	Space Wagon	Petrol	1.8	1991	1993	T201RB
MITSUBISHI	Space Wagon	Petrol	1.8	1991	1998	T201RB
MITSUBISHI	Delica	Petrol	2.4	1986	1999	T234RB
MITSUBISHI	Delica	Petrol	2.4	1986	1999	T234RB
MITSUBISHI	Delica	Petrol	2.4	1988	1997	T234RB
MITSUBISHI	L200	Petrol	2.4	1992	1996	T234RB
MITSUBISHI	L300	Petrol	2.4	1986	1994	T234RB
MITSUBISHI	L300	Petrol	2.4	1986	1997	T234RB
MITSUBISHI	L300	Petrol	2.4	1990	1996	T234RB
MITSUBISHI	L300	Petrol	2.4	1990	1996	T234RB
MITSUBISHI	L300	Petrol	2.4	1990	1996	T234RB
MITSUBISHI	L300	Petrol	2.4	1991	1994	T234RB
MITSUBISHI	L200	Petrol	2.4	1986	1992	T234RB
MITSUBISHI	Pajero	Petrol	2.4	1991	2000	T234RB
MITSUBISHI	Pajero	Petrol	2.4	1991	2000	T234RB
MITSUBISHI	Pajero	Petrol	2.4	1991	2000	T234RB
MITSUBISHI	Chariot Grandis	Petrol	2.4	2000	2003	T256RB
MITSUBISHI	Chariot	Petrol	2.4	1997	2003	T256RB
MITSUBISHI	Chariot Grandis	Petrol	2.4	1997	2000	T256RB
MITSUBISHI	Chariot Grandis	Petrol	2.4	1998	2000	T256RB
MITSUBISHI	Chariot Grandis	Petrol	2.4	2000	2003	T256RB
MITSUBISHI	Chariot Grandis	Petrol	2.4	2000	2003	T256RB
MITSUBISHI	Galant	Petrol	2.4	1999	2001	T256RB
MITSUBISHI	Galant	Petrol	2.4	2001	2003	T256RB
MITSUBISHI	Galant Estate/Wagon	Petrol	2.4	1999	2001	T256RB
MITSUBISHI	Galant Estate/Wagon	Petrol	2.4	1999	2003	T256RB
MITSUBISHI	Grandis	Petrol	2.4	1997	2003	T256RB
MITSUBISHI	RVR	Petrol	2.4	1999	2003	T256RB
MITSUBISHI	Space Runner	Petrol	2.4	1999	2003	T256RB

MITSUBISHI

BY APPLICATION

RPM TIMING BELTS



MITSUBISHI

NISSAN

Make	Model	Fuel	Stroke	Year From	Year Till	Article
MITSUBISHI	Space Runner	Petrol	2.4	1999	2003	T256RB
MITSUBISHI	Space Wagon	Petrol	2.4	1998	2004	T256RB
MITSUBISHI	Space Wagon	Petrol	2.4	1998	2004	T256RB
MITSUBISHI	Space Wagon	Petrol	2.4	1998	2004	T256RB
MITSUBISHI	Space Wagon	Petrol	2.4	2000	2004	T256RB
MITSUBISHI	Carisma	Petrol	1.8	1995	2006	T288RB
MITSUBISHI	Carisma	Petrol	1.8	1996	2006	T288RB
MITSUBISHI	Delica	Petrol	1.6	1994		T288RB
MITSUBISHI	Delica	Petrol	1.6	1994		T288RB
MITSUBISHI	Emeraude	Petrol	1.8	1992	1994	T288RB
MITSUBISHI	Galant	Petrol	1.8	1997	2001	T288RB
MITSUBISHI	Montero I.O	Petrol	1.8	2001	2005	T288RB
MITSUBISHI	Pajero	Petrol	1.8	1997	2000	T288RB
MITSUBISHI	Pajero I.O	Petrol	1.8	1999	2007	T288RB
MITSUBISHI	Pajero I.O	Petrol	1.8	2001	2005	T288RB
MITSUBISHI	Pajero Pinin	Petrol	1.8	1999	2001	T288RB
MITSUBISHI	Pajero Pinin	Petrol	1.8	2001	2005	T288RB
MITSUBISHI	Shogun Pinin	Petrol	1.8	2001	2005	T288RB
MITSUBISHI	Space Star	Petrol	1.8	2002	2004	T288RB
MITSUBISHI	Pajero I.O.	Petrol	1.8	1998		T288RB
MITSUBISHI	Airtrek	Petrol	2.4	2003	2006	T332RB
MITSUBISHI	Airtrek	Petrol	2.4	2003	2006	T332RB
MITSUBISHI	Airtrek	Petrol	2.4	2003	2006	T332RB
MITSUBISHI	Airtrek	Petrol	2.4	2003	2006	T332RB
MITSUBISHI	Eclipse	Petrol	2.4	2005	2012	T332RB
MITSUBISHI	Eclipse	Petrol	2.4	2007	2012	T332RB
MITSUBISHI	Galant	Petrol	2.4	2003	2011	T332RB
MITSUBISHI	Galant	Petrol	2.4	2003	2012	T332RB
MITSUBISHI	Galant	Petrol	2.4	2003	2013	T332RB
MITSUBISHI	Galant	Petrol	2.4	2004	2012	T332RB
MITSUBISHI	Grandis	Petrol	2.4	2003	2011	T332RB
MITSUBISHI	Grandis	Petrol	2.4	2004	2011	T332RB
MITSUBISHI	Outlander	Petrol	2.4	2003	2006	T332RB
MITSUBISHI	Outlander	Petrol	2.4	2003	2010	T332RB
MITSUBISHI	Outlander	Petrol	2.4	2003	2007	T332RB
MITSUBISHI	Outlander	Petrol	2.4	2005	2006	T332RB
MITSUBISHI	Outlander Sport	Petrol	2.4	2006		T332RB
MITSUBISHI	Space Wagon	Petrol	2.4	2004	2013	T332RB
NISSAN						
NISSAN	Fairlady Z	Petrol	2.0	1985		T1040RB
NISSAN	Skyline	Petrol	2.0	1985	1989	T1040RB
NISSAN	Skyline	Petrol	2.6	1989	1994	T1040RB
NISSAN	Skyline GT-R	Petrol	2.6	1989	1993	T1040RB
NISSAN	Skyline GT-R	Petrol	2.6	1994	1999	T1040RB
NISSAN	Skyline GT-R	Petrol	2.6	1999	2002	T1040RB
NISSAN	Skyline GT-R	Petrol	2.6	1999	2002	T1040RB
NISSAN	Stagea	Petrol	2.5	1996	2001	T1040RB
NISSAN	300ZX	Petrol	3.0	1983	1989	T104RB
NISSAN	300ZX	Petrol	3.0	1984	1990	T104RB
NISSAN	300ZX	Petrol	3.0	1987	1989	T104RB
NISSAN	300ZX	Petrol	3.0	1987	1989	T104RB
NISSAN	Caravan	Petrol	3.0	1990		T104RB
NISSAN	Cedric	Petrol	3.0	1983	1987	T104RB
NISSAN	Cedric	Petrol	3.0	1984	1987	T104RB
NISSAN	Cedric	Petrol	3.0	1987		T104RB
NISSAN	Cedric	Petrol	3.0	1991		T104RB
NISSAN	Fairlady Z	Petrol	3.0	1983		T104RB
NISSAN	Gloria	Petrol	3.0	1983	1987	T104RB
NISSAN	Gloria	Petrol	3.0	1984	1987	T104RB
NISSAN	Gloria	Petrol	3.0	1985	1987	T104RB

BY APPLICATION

RPM TIMING BELTS

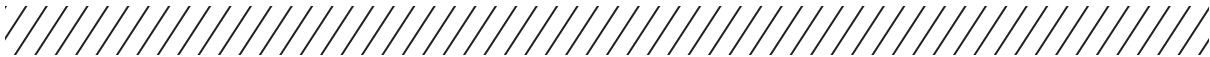


Make	Model	Fuel	Stroke	Year From	Year Till	Article
NISSAN	Gloria	Petrol	3.0	1987		T104RB
NISSAN	Gloria	Petrol	3.0	1991		T104RB
NISSAN	Homy	Petrol	3.0	1990		T104RB
NISSAN	Leopard	Petrol	3.0	1986		T104RB
NISSAN	Leopard	Petrol	3.0	1986		T104RB
NISSAN	Maxima	Petrol	3.0	1988	1991	T104RB
NISSAN	Laurel	Petrol	3.0	1984	1989	T104RB
NISSAN	Maxima	Petrol	3.0	1984	1989	T104RB
NISSAN	Maxima	Petrol	3.0	1988	1994	T104RB
NISSAN	Pathfinder	Petrol	3.0	1990	1995	T104RB
NISSAN	Quest	Petrol	3.0	1992	1998	T104RB
NISSAN	Terrano	Petrol	3.0	1987	1995	T104RB
NISSAN	Terrano	Petrol	3.0	1987	1995	T104RB
NISSAN	Terrano	Petrol	3.0	1989	1995	T104RB
NISSAN	Terrano	Petrol	3.0	1989	1995	T104RB
NISSAN	Leonard	Petrol	3.0	1984	1986	T104RB
NISSAN	180SX	Petrol	1.8	1989	1991	T137RB
NISSAN	200SX	Petrol	1.8	1988	1994	T137RB
NISSAN	200SX	Petrol	1.8	1988	1994	T137RB
NISSAN	200SX	Petrol	1.8	1988	1994	T137RB
NISSAN	200SX	Petrol	1.8	1992	1994	T137RB
NISSAN	Auster	Petrol	1.8	1985	1989	T137RB
NISSAN	Bluebird	Petrol	1.6	1983	1987	T137RB
NISSAN	Bluebird	Petrol	1.8	1987	1989	T137RB
NISSAN	Bluebird	Petrol	1.8	1985	1990	T137RB
NISSAN	Bluebird	Petrol	1.8	1985	1992	T137RB
NISSAN	Bluebird	Petrol	1.8	1986	1990	T137RB
NISSAN	Bluebird	Petrol	1.8	1988	1990	T137RB
NISSAN	Bluebird	Petrol	1.8	1989	1990	T137RB
NISSAN	Gazelle	Petrol	1.8	1988	1991	T137RB
NISSAN	Gazelle	Petrol	1.8	1988	1991	T137RB
NISSAN	Langley	Petrol	1.6	1986	1990	T137RB
NISSAN	Liberta Villa	Petrol	1.6	1986	1990	T137RB
NISSAN	Lucino	Petrol	1.6	1986	1990	T137RB
NISSAN	Pulsar	Petrol	1.6	1986	1990	T137RB
NISSAN	Silvia	Petrol	1.8	1986	1988	T137RB
NISSAN	Silvia	Petrol	1.8	1988	1991	T137RB
NISSAN	Sunny	Petrol	1.6	1986		T137RB
NISSAN	Sunny	Petrol	1.6	1990		T137RB
NISSAN	Silvia	Petrol	1.8	1988	1994	T137RB
NISSAN	Sunny	Petrol	1.6	1987	1988	T137RB
NISSAN	Sunny	Petrol	1.6	1987	1988	T137RB
NISSAN	Sunny	Petrol	1.6	1987	1988	T137RB
NISSAN	Sunny	Petrol	1.6	1987	1988	T137RB
NISSAN	Sunny	Petrol	1.6	1987	1989	T137RB
NISSAN	Sunny	Petrol	1.6	1987	1989	T137RB
NISSAN	Sunny	Petrol	1.8	1989	1991	T137RB
NISSAN	Sunny	Petrol	1.8	1989	1991	T137RB
NISSAN	EXA	Petrol	1.6	1986		T137RB
NISSAN	Laurel Spirit	Petrol	1.6	1986		T137RB
NISSAN	Laurel Spirit	Petrol	1.6	1990		T137RB
NISSAN	Violett	Petrol	1.8	1985	1989	T137RB
NISSAN	Caravan	Petrol	3.0	1990		T249RB
NISSAN	Cedric	Petrol	3.0	1987		T249RB
NISSAN	Cedric	Petrol	3.0	1991		T249RB
NISSAN	Cedric	Petrol	3.0	1995	1996	T249RB
NISSAN	Gloria	Petrol	3.0	1987		T249RB
NISSAN	Gloria	Petrol	3.0	1991		T249RB
NISSAN	Gloria	Petrol	3.0	1995	1996	T249RB
NISSAN	Homy	Petrol	3.0	1990		T249RB
NISSAN	Maxima	Petrol	3.0	1988	1994	T249RB

NISSAN

BY APPLICATION

RPM TIMING BELTS



NISSAN


PLYMOUTH

PORSCHE

Make	Model	Fuel	Stroke	Year From	Year Till	Article
NISSAN	Pathfinder	Petrol	3.0	1990	1995	T249RB
NISSAN	Pathfinder	Petrol	3.3	1995	2000	T249RB
NISSAN	Pathfinder	Petrol	3.3	1995	2000	T249RB
NISSAN	Pathfinder	Petrol	3.3	1995	2005	T249RB
NISSAN	Quest	Petrol	3.0	1992	1998	T249RB
NISSAN	Quest	Petrol	3.3	1998	2003	T249RB
NISSAN	Sani	Petrol	3.3	1995	2000	T249RB
NISSAN	Terrano	Petrol	3.3	1997	2004	T249RB
NISSAN	300ZX	Petrol	3.0	1990	1995	T251RB
NISSAN	300ZX	Petrol	3.0	1990	1996	T251RB
NISSAN	Cedric	Petrol	2.0	1989	1993	T251RB
NISSAN	Cedric	Petrol	3.0	1991		T251RB
NISSAN	Cedric	Petrol	3.0	1991	1995	T251RB
NISSAN	Cima	Petrol	3.0	1988	1991	T251RB
NISSAN	Cima	Petrol	3.0	1993	1996	T251RB
NISSAN	Fairlady Z	Petrol	3.0	1983		T251RB
NISSAN	Fairlady Z	Petrol	3.0	1989		T251RB
NISSAN	Gloria	Petrol	2.0	1989	1993	T251RB
NISSAN	Gloria	Petrol	3.0	1991		T251RB
NISSAN	Gloria	Petrol	3.0	1991		T251RB
NISSAN	Fairlady Z	Petrol	3.0	1990	1996	T251RB
NISSAN	Leopard	Petrol	3.0	1986		T251RB
NISSAN	Leopard	Petrol	3.0	1986		T251RB
NISSAN	Leonard	Petrol	3.0	1992	1996	T251RB
PLYMOUTH						
PLYMOUTH	Acclaim	Petrol	2.5	1988	1991	T142RB
PLYMOUTH	Acclaim	Petrol	2.5	1988	1995	T142RB
PLYMOUTH	Voyager	Petrol	2.5	1988	1990	T142RB
PLYMOUTH	Laser	Petrol	2.0	1989	1993	T167RB
PLYMOUTH	Laser	Petrol	2.0	1989	1993	T167RB
PLYMOUTH	Laser	Petrol	2.0	1989	1993	T167RB1
PLYMOUTH	Laser	Petrol	2.0	1989	1993	T167RB1
PLYMOUTH	Breeze	Petrol	2.0	1995	2000	T245RB
PLYMOUTH	Neon	Petrol	2.0	1994	1999	T245RB
PLYMOUTH	Neon	Petrol	2.0	1994	1999	T245RB
PLYMOUTH	Neon	Petrol	2.0	1999	2005	T245RB
PLYMOUTH	Neon	Petrol	2.0	1999	2005	T245RB
PLYMOUTH	Voyager	Petrol	2.0	1995	2000	T245RB
PLYMOUTH	Neon	Petrol	2.0	1994	1999	T246RB
PLYMOUTH	Neon	Petrol	2.0	1994	1999	T246RB
PLYMOUTH	Neon	Petrol	2.0	1994	1999	T246RB
PLYMOUTH	Voyager	Petrol	2.0	1995	2000	T246RB
PLYMOUTH	Breeze	Petrol	2.4	1995	2000	T265RB
PLYMOUTH	Voyager	Petrol	2.4	1995	1997	T265RB
PLYMOUTH	Voyager	Petrol	2.4	1995	2000	T265RB
PORSCHE						
PORSCHE	924S	Petrol	2.5	1985	1987	T107RB
PORSCHE	924S	Petrol	2.5	1987	1988	T107RB
PORSCHE	944	Petrol	2.5	1981	1987	T107RB
PORSCHE	944	Petrol	2.5	1982	1990	T107RB
PORSCHE	944	Petrol	2.5	1983	1988	T107RB
PORSCHE	944	Petrol	2.5	1985	1989	T107RB
PORSCHE	944	Petrol	2.5	1987	1991	T107RB
PORSCHE	944	Petrol	2.5	1990	1991	T107RB
PORSCHE	944	Petrol	2.7	1988	1989	T107RB
PORSCHE	944	Petrol	2.5	1986	1988	T152RB
PORSCHE	944	Petrol	3.0	1988	1991	T152RB
PORSCHE	944	Petrol	3.0	1988	1991	T152RB
PORSCHE	968	Petrol	3.0	1991	1995	T152RB
PORSCHE	968	Petrol	3.0	1991	1995	T152RB

BY APPLICATION

RPM TIMING BELTS



Make	Model	Fuel	Stroke	Year From	Year Till	Article
PROTON						
PROTON	418	Petrol	1.8	1996	2000	T201RB
PROTON	418	Petrol	1.8	1996	2000	T201RB
RENAULT						
RENAULT	Laguna	Petrol	2.0	1995	2001	T252RB
RENAULT	Laguna	Petrol	2.0	1995	2001	T252RB
RENAULT	Laguna	Petrol	2.0	1995	2001	T252RB
RENAULT	Laguna Estate/Break	Petrol	2.0	1995	2001	T252RB
RENAULT	Laguna Estate/Break	Petrol	2.0	1995	2001	T252RB
RENAULT	Safrane	Petrol	2.0	1996	2000	T252RB
RENAULT	Safrane	Petrol	2.5	1996	2000	T252RB
RENAULT	Laguna	Petrol	2.0	1995	2001	T331RB
RENAULT	Laguna	Petrol	2.0	1995	2001	T331RB
RENAULT	Laguna Estate/Break	Petrol	2.0	1995	2001	T331RB
RENAULT	Safrane	Petrol	2.0	1996	2000	T331RB
RENAULT	Safrane	Petrol	2.5	1996	2000	T331RB
ROVER						
ROVER	216	Petrol	1.6	1990	1995	T142RB
ROVER	216	Petrol	1.6	1990	1995	T142RB
ROVER	216	Petrol	1.6	1992	1999	T142RB
ROVER	216	Petrol	1.6	1992	1992	T142RB
ROVER	216	Petrol	1.6	1992	1999	T142RB
ROVER	416	Petrol	1.6	1990	1995	T142RB
ROVER	416	Petrol	1.6	1990	1996	T142RB
ROVER	416 Tourer	Petrol	1.6	1994	1998	T142RB
ROVER	216	Petrol	1.6	1989	1995	T145RB
ROVER	216	Petrol	1.6	1990	1995	T145RB
ROVER	416	Petrol	1.6	1990	1995	T145RB
ROVER	416	Petrol	1.6	1990	1996	T145RB
ROVER	416	Petrol	1.6	1995	1999	T145RB
ROVER	416	Petrol	1.6	1995	2000	T145RB
ROVER	416	Petrol	1.6	1995	2000	T145RB
ROVER	416	Petrol	1.6	1996	1999	T145RB
ROVER	416 Tourer	Petrol	1.6	1993	1998	T145RB
ROVER	600	Petrol	2.0	1997	1999	T186RB
ROVER	600	Petrol	2.3	1996	1999	T186RB
ROVER	618	Petrol	1.9	1994	1999	T186RB
ROVER	620	Petrol	2.0	1993	1996	T186RB
ROVER	620	Petrol	2.0	1993	1999	T186RB
ROVER	623	Petrol	2.3	1993	1999	T186RB
ROVER	600	Petrol	2.3	1996	1999	T216RB
ROVER	623	Petrol	2.3	1993	1999	T216RB
SEAT						
SEAT	Alhambra	Petrol	2.0	1996	2010	T262RB
SEAT	Alhambra Van	Petrol	2.0	1996	2010	T262RB
SEAT	Cordoba	Petrol	2.0	1993	1999	T262RB
SEAT	Ibiza	Petrol	2.0	1993	1999	T262RB
SEAT	Toledo	Petrol	2.0	1991	1998	T262RB
SEAT	Alhambra	Petrol	1.8	1998	2010	T306RB
SEAT	Cordoba	Petrol	1.8	1999	2002	T306RB
SEAT	Exeo	Petrol	1.8	2008	2010	T306RB
SEAT	Exeo ST	Petrol	1.8	2009	2010	T306RB
SEAT	Ibiza	Petrol	1.8	1999	2002	T306RB
SEAT	Ibiza	Petrol	1.8	2000	2002	T306RB
SEAT	Ibiza	Petrol	1.8	2003	2008	T306RB
SEAT	Ibiza	Petrol	1.8	2004	2008	T306RB
SEAT	Leon	Petrol	1.8	1999	2005	T306RB
SEAT	Leon	Petrol	1.8	1999	2006	T306RB
SEAT	Leon	Petrol	1.8	2000	2004	T306RB
SEAT	Leon	Petrol	1.8	2002	2003	T306RB

PROTON


RENAULT

ROVER

SEAT

BY APPLICATION

RPM TIMING BELTS



SEAT

SKODA

SUBARU

Make	Model	Fuel	Stroke	Year From	Year Till	Article
SEAT	Leon	Petrol	1.8	2003	2006	T306RB
SEAT	Toledo	Petrol	1.8	1998	2005	T306RB
SEAT	Toledo	Petrol	1.8	1999	2005	T306RB
SEAT	Toledo	Petrol	1.8	2000	2004	T306RB
SEAT	Toledo	Petrol	1.8	2002	2003	T306RB
SEAT	Toledo	Petrol	1.8	2003	2006	T306RB
SEAT	Altea	Petrol	2.0	2004	2009	T334RB
SEAT	Altea	Petrol	2.0	2006	2009	T334RB
SEAT	Altea Freetrack	Petrol	2.0	2007	2009	T334RB
SEAT	Altea Freetrack	Petrol	2.0	2007	2009	T334RB
SEAT	Altea XL	Petrol	2.0	2006	2009	T334RB
SEAT	Altea XL	Petrol	2.0	2006	2009	T334RB
SEAT	Altea XL	Petrol	2.0	2007	2009	T334RB
SEAT	Exeo	Petrol	2.0	2009	2013	T334RB
SEAT	Exeo ST	Petrol	2.0	2009	2013	T334RB
SEAT	Leon	Petrol	2.0	2005	2009	T334RB
SEAT	Leon	Petrol	2.0	2005	2010	T334RB
SEAT	Leon	Petrol	2.0	2005	2006	T334RB
SEAT	Leon	Petrol	2.0	2006	2011	T334RB
SEAT	Leon	Petrol	2.0	2009	2013	T334RB
SEAT	Toledo	Petrol	2.0	2004	2009	T334RB
SEAT	Toledo	Petrol	2.0	2005	2009	T334RB

SKODA

SKODA	Superb	Petrol	2.8	2001	2008	T297RB
SKODA	Superb	Petrol	2.8	2002	2008	T297RB
SKODA	Octavia	Petrol	1.8	1996	1999	T306RB
SKODA	Octavia	Petrol	1.8	1997	2010	T306RB
SKODA	Octavia	Petrol	1.8	1998	1999	T306RB
SKODA	Octavia	Petrol	1.8	1998	2010	T306RB
SKODA	Octavia	Petrol	1.8	2000	2006	T306RB
SKODA	Octavia	Petrol	1.8	2000	2006	T306RB
SKODA	Octavia	Petrol	1.8	2000	2006	T306RB
SKODA	Octavia	Petrol	1.8	2000	2006	T306RB
SKODA	Superb	Petrol	1.8	2001	2008	T306RB
SKODA	Octavia	Petrol	2.0	2004	2008	T334RB
SKODA	Octavia	Petrol	2.0	2004	2008	T334RB
SKODA	Octavia	Petrol	2.0	2004	2008	T334RB
SKODA	Octavia	Petrol	2.0	2005	2013	T334RB
SKODA	Octavia	Petrol	2.0	2005	2013	T334RB
SKODA	Octavia Scout	Petrol	2.0	2004	2009	T334RB

SUBARU

SUBARU	Forester	Petrol	2.0	1998	2002	T304RB
SUBARU	Forester	Petrol	2.0	2002	2005	T304RB
SUBARU	Forester	Petrol	2.5	2002	2005	T304RB
SUBARU	Forester	Petrol	2.5	2002	2008	T304RB
SUBARU	Forester	Petrol	2.5	2005	2010	T304RB
SUBARU	Forester	Petrol	2.5	2008	2013	T304RB
SUBARU	Impreza	Petrol	1.6	1996	2000	T304RB
SUBARU	Impreza	Petrol	1.6	1998	2000	T304RB
SUBARU	Impreza	Petrol	1.6	1998	2000	T304RB
SUBARU	Impreza	Petrol	1.6	2000	2006	T304RB
SUBARU	Impreza	Petrol	1.6	2000	2006	T304RB
SUBARU	Impreza	Petrol	2.0	1998	2000	T304RB
SUBARU	Impreza	Petrol	2.0	1998	2000	T304RB
SUBARU	Impreza	Petrol	2.0	2000	2006	T304RB
SUBARU	Impreza	Petrol	2.5	2001	2006	T304RB
SUBARU	Impreza	Petrol	2.5	2002	2007	T304RB
SUBARU	Impreza Estate/Wagon Plus	Petrol	1.6	1998	2000	T304RB
SUBARU	Impreza Estate/Wagon Plus	Petrol	1.6	1998	2000	T304RB
SUBARU	Impreza Estate/Wagon Plus	Petrol	1.6	2000	2006	T304RB

BY APPLICATION

RPM TIMING BELTS



Make	Model	Fuel	Stroke	Year From	Year Till	Article
SUBARU	Impreza Estate/Wagon Plus	Petrol	1.6	2000	2006	T304RB
SUBARU	Impreza Estate/Wagon Plus	Petrol	2.0	1998	2000	T304RB
SUBARU	Impreza Estate/Wagon Plus	Petrol	2.0	2000	2007	T304RB
SUBARU	Legacy	Petrol	2.0	1998	2003	T304RB
SUBARU	Legacy	Petrol	2.0	2003	2005	T304RB
SUBARU	Legacy	Petrol	2.5	1998	2003	T304RB
SUBARU	Legacy	Petrol	2.5	2003	2009	T304RB
SUBARU	Legacy	Petrol	2.5	2007	2009	T304RB
SUBARU	Legacy	Petrol	2.5	2009	2014	T304RB
SUBARU	Legacy	Petrol	2.5	2009	2014	T304RB
SUBARU	Legacy Estate/Wagon	Petrol	2.0	1998	2003	T304RB
SUBARU	Legacy Estate/Wagon	Petrol	2.0	2003	2005	T304RB
SUBARU	Legacy Estate/Wagon	Petrol	2.5	1998	2003	T304RB
SUBARU	Legacy Estate/Wagon	Petrol	2.5	2003	2009	T304RB
SUBARU	Legacy Estate/Wagon	Petrol	2.5	2008	2009	T304RB
SUBARU	Legacy Estate/Wagon	Petrol	2.5	2009	2014	T304RB
SUBARU	Legacy Estate/Wagon	Petrol	2.5	2009	2014	T304RB
SUBARU	Outback	Petrol	2.5	2000	2003	T304RB
SUBARU	Outback	Petrol	2.5	2003	2009	T304RB
SUBARU	Outback	Petrol	2.5	2008	2009	T304RB
SUBARU	Outback	Petrol	2.5	2009	2014	T304RB
SUBARU	Outback	Petrol	2.5	2009	2014	T304RB
SUBARU	Outback	Petrol	2.5	2013	2014	T304RB
SUBARU	Outback	LPG (with or without Petrol)	2.5	2008	2009	T304RB
SUBARU	Outback	LPG (with or without Petrol)	2.5	2010	2014	T304RB
SUBARU	Forester	Petrol	2.0	1998	2001	T328RB
SUBARU	Forester	Petrol	2.0	2000	2002	T328RB
SUBARU	Forester	Petrol	2.0	2002	2005	T328RB
SUBARU	Forester	Petrol	2.0	2005	2008	T328RB
SUBARU	Forester	Petrol	2.0	2008	2013	T328RB
SUBARU	Forester	Petrol	2.5	2003	2005	T328RB
SUBARU	Forester	Petrol	2.5	2005	2005	T328RB
SUBARU	Forester	Petrol	2.5	2005	2008	T328RB
SUBARU	Forester	Petrol	2.5	2008	2013	T328RB
SUBARU	Forester	Petrol	2.5	2011	2013	T328RB
SUBARU	Forester	LPG (with or without Petrol)	2.0	2009	2011	T328RB
SUBARU	Impreza	Petrol	2.0	1998	2000	T328RB
SUBARU	Impreza WRX	Petrol	2.0	2002	2005	T328RB
SUBARU	Impreza WRX	Petrol	2.5	2008	2013	T328RB
SUBARU	Impreza WRX Estate/Wagon Plus	Petrol	2.0	2005	2007	T328RB
SUBARU	Impreza	Petrol	1.5	2001	2005	T328RB
SUBARU	Impreza	Petrol	1.5	2005	2007	T328RB
SUBARU	Impreza	Petrol	1.5	2005	2007	T328RB
SUBARU	Impreza	Petrol	1.5	2006	2007	T328RB
SUBARU	Impreza	Petrol	1.5	2007	2012	T328RB
SUBARU	Impreza	Petrol	1.5	2007	2012	T328RB
SUBARU	Impreza	Petrol	1.5	2008	2012	T328RB
SUBARU	Impreza	Petrol	1.5	2008	2012	T328RB
SUBARU	Impreza	Petrol	1.5	2008	2011	T328RB
SUBARU	Impreza	Petrol	1.5	2008	2011	T328RB
SUBARU	Impreza	Petrol	2.0	2000	2007	T328RB
SUBARU	Impreza	Petrol	2.0	2006	2007	T328RB
SUBARU	Impreza	Petrol	2.0	2007	2009	T328RB
SUBARU	Impreza	Petrol	2.0	2007	2012	T328RB
SUBARU	Impreza	Petrol	2.0	2007	2012	T328RB
SUBARU	Impreza	Petrol	2.0	2007	2012	T328RB
SUBARU	Impreza	LPG (with or without Petrol)	1.5	2010	2012	T328RB
SUBARU	Impreza	LPG (with or without Petrol)	2.0	2009	2012	T328RB
SUBARU	Impreza Estate/Wagon Plus	Petrol	1.5	2006	2007	T328RB
SUBARU	Impreza Estate/Wagon Plus	Petrol	2.0	1998	2000	T328RB

SUBARU

BY APPLICATION

RPM TIMING BELTS



SUBARU

TOYOTA

Make	Model	Fuel	Stroke	Year From	Year Till	Article
SUBARU	Impreza Estate/Wagon Plus	Petrol	2.0	2005	2007	T328RB
SUBARU	Impreza WRX	Petrol	2.0	1998	2000	T328RB
SUBARU	Impreza WRX	Petrol	2.0	1999	2000	T328RB
SUBARU	Impreza WRX	Petrol	2.0	2000	2005	T328RB
SUBARU	Impreza WRX	Petrol	2.0	2001	2002	T328RB
SUBARU	Impreza WRX	Petrol	2.0	2001	2005	T328RB
SUBARU	Impreza WRX	Petrol	2.0	2002	2007	T328RB
SUBARU	Impreza WRX	Petrol	2.0	2004	2005	T328RB
SUBARU	Impreza WRX	Petrol	2.0	2005	2007	T328RB
SUBARU	Impreza WRX	Petrol	2.5	2005	2007	T328RB
SUBARU	Impreza WRX	Petrol	2.5	2005	2007	T328RB
SUBARU	Impreza WRX	Petrol	2.5	2006	2008	T328RB
SUBARU	Impreza WRX	Petrol	2.5	2007	2007	T328RB
SUBARU	Impreza WRX	Petrol	2.5	2007	2007	T328RB
SUBARU	Impreza WRX	Petrol	2.5	2007	2013	T328RB
SUBARU	Impreza WRX	Petrol	2.5	2008	2013	T328RB
SUBARU	Impreza WRX	Petrol	2.5	2008	2013	T328RB
SUBARU	Impreza WRX	Petrol	2.5	2009	2013	T328RB
SUBARU	Impreza WRX	Petrol	2.5	2009	2010	T328RB
SUBARU	Impreza WRX	Petrol	2.5	2009	2010	T328RB
SUBARU	Impreza WRX	Petrol	2.5	2010	2013	T328RB
SUBARU	Impreza WRX	Petrol	2.5	2010	2013	T328RB
SUBARU	Impreza WRX	Petrol	2.5	2010	2013	T328RB
SUBARU	Impreza WRX Estate/Wagon Plus	Petrol	2.0	2000	2005	T328RB
SUBARU	Impreza WRX Estate/Wagon Plus	Petrol	2.0	2002	2006	T328RB
SUBARU	Impreza WRX Estate/Wagon Plus	Petrol	2.5	2005	2007	T328RB
SUBARU	Impreza WRX Estate/Wagon Plus	Petrol	2.5	2005	2007	T328RB
SUBARU	Impreza WRX Estate/Wagon Plus	Petrol	2.5	2007	2007	T328RB
SUBARU	Legacy	Petrol	2.0	2000	2003	T328RB
SUBARU	Legacy Estate/Wagon	Petrol	2.0	2000	2003	T328RB
SUBARU	Legacy	Petrol	2.0	2003	2009	T328RB
SUBARU	Legacy	Petrol	2.0	2005	2009	T328RB
SUBARU	Legacy	Petrol	2.0	2005	2012	T328RB
SUBARU	Legacy	Petrol	2.0	2009	2014	T328RB
SUBARU	Legacy	Petrol	2.0	2009	2015	T328RB
SUBARU	Legacy	Petrol	2.5	2009	2014	T328RB
SUBARU	Legacy	LPG (with or without Petrol)	2.0	2010	2014	T328RB
SUBARU	Legacy Estate/Wagon	Petrol	2.0	2005	2009	T328RB
SUBARU	Legacy Estate/Wagon	Petrol	2.0	2007	2009	T328RB
SUBARU	Legacy Estate/Wagon	Petrol	2.0	2009	2014	T328RB
SUBARU	Legacy Estate/Wagon	Petrol	2.5	2009	2014	T328RB
SUBARU	Legacy Estate/Wagon	LPG (with or without Petrol)	2.0	2010	2014	T328RB
SUBARU	WRX	Petrol	2.5	2014		T328RB
SUBARU	WRX	Petrol	2.5	2016		T328RB
SUBARU	WRX	Petrol	2.5	2016		T328RB
TOYOTA						
TOYOTA	Camry	Petrol	2.0	1984	1986	T125RB
TOYOTA	Camry	Petrol	2.0	1986	1992	T125RB
TOYOTA	Camry	Petrol	2.0	1990	1992	T125RB
TOYOTA	Camry	Petrol	2.0	1990	1992	T125RB
TOYOTA	Carina FF	Petrol	2.0	1987	1989	T125RB
TOYOTA	Carina	Petrol	2.0	1987	1989	T125RB
TOYOTA	Carina E	Petrol	2.0	1992	1997	T125RB
TOYOTA	Carina E	Petrol	2.0	1992	1994	T125RB
TOYOTA	Carina E	Petrol	2.0	1992	1995	T125RB
TOYOTA	Celica	Petrol	2.0	1985	1989	T125RB
TOYOTA	Celica	Petrol	2.0	1985	1989	T125RB
TOYOTA	Celica	Petrol	2.0	1985	1989	T125RB
TOYOTA	Celica	Petrol	2.0	1986	1989	T125RB
TOYOTA	Celica	Petrol	2.0	1986	1990	T125RB

BY APPLICATION

RPM TIMING BELTS




Make	Model	Fuel	Stroke	Year From	Year Till	Article
TOYOTA	Celica	Petrol	2.0	1986	1990	T125RB
TOYOTA	Celica	Petrol	2.0	1987	1989	T125RB
TOYOTA	Celica	Petrol	2.0	1988	1989	T125RB
TOYOTA	Celica	Petrol	2.0	1989	1993	T125RB
TOYOTA	Celica	Petrol	2.0	1989	1993	T125RB
TOYOTA	Celica	Petrol	2.0	1989	1993	T125RB
TOYOTA	Celica	Petrol	2.0	1989	1994	T125RB
TOYOTA	Celica	Petrol	2.0	1989	1994	T125RB
TOYOTA	Celica	Petrol	2.0	1990	1993	T125RB
TOYOTA	Celica	Petrol	2.0	1991	1993	T125RB
TOYOTA	Celica	Petrol	2.0	1993	1993	T125RB
TOYOTA	Celica (Nato)	Petrol	2.0	1989	1993	T125RB
TOYOTA	Celica	Petrol	2.0	1987	1989	T125RB
TOYOTA	Corona	Petrol	2.0	1985	1989	T125RB
TOYOTA	Corona	Petrol	2.0	1987	1992	T125RB
TOYOTA	Corona EXIV	Petrol	2.0	1989	1993	T125RB
TOYOTA	Corona EXIV	Petrol	2.0	1989	1993	T125RB
TOYOTA	MR2	Petrol	2.0	1989	1999	T125RB
TOYOTA	MR2	Petrol	2.0	1989	2000	T125RB
TOYOTA	MR2	Petrol	2.0	1989	2000	T125RB
TOYOTA	MR2	Petrol	2.0	1989	2000	T125RB
TOYOTA	MR2	Petrol	2.0	1989	2000	T125RB
TOYOTA	MR2	Petrol	2.0	1989	2000	T125RB
TOYOTA	Vista	Petrol	2.0	1984	1986	T125RB
TOYOTA	Vista	Petrol	2.0	1986	1992	T125RB
TOYOTA	Vista	Petrol	2.0	1990		T125RB
TOYOTA	Vista	Petrol	2.0	1990		T125RB
TOYOTA	Carina ED	Petrol	2.0	1985	1993	T125RB
TOYOTA	Corona FF	Petrol	2.0	1985	1989	T125RB
TOYOTA	Corona FF	Petrol	2.0	1987	1992	T125RB
TOYOTA	Carina FF	Petrol	1.6	1988	1992	T176RB
TOYOTA	Carina	Petrol	1.6	1983	1985	T176RB
TOYOTA	Carina	Petrol	1.6	1988	1992	T176RB
TOYOTA	Celica	Petrol	1.6	1983	1985	T176RB
TOYOTA	Celica	Petrol	1.6	1983	1985	T176RB
TOYOTA	Celica	Petrol	1.6	1985	1989	T176RB
TOYOTA	Celica	Petrol	1.6	1985	1989	T176RB
TOYOTA	Celica	Petrol	1.6	1985	1989	T176RB
TOYOTA	Celica	Petrol	1.6	1987	1989	T176RB
TOYOTA	Celica	Petrol	1.6	1988	1989	T176RB
TOYOTA	Corolla Levin	Petrol	1.6	1983	1987	T176RB
TOYOTA	Corona	Petrol	1.6	1985	1987	T176RB
TOYOTA	Corolla	Petrol	1.6	1983	1987	T176RB
TOYOTA	Corolla	Petrol	1.6	1985	1987	T176RB
TOYOTA	Corolla	Petrol	1.6	1987	1992	T176RB
TOYOTA	Corolla	Petrol	1.6	1987	1992	T176RB
TOYOTA	Corolla	Petrol	1.6	1987	1992	T176RB
TOYOTA	Corolla	Petrol	1.6	1987	1994	T176RB
TOYOTA	Corolla Coupe	Petrol	1.6	1983	1987	T176RB
TOYOTA	Corolla Coupe	Petrol	1.6	1985	1987	T176RB
TOYOTA	Corolla Coupe (Nato)	Petrol	1.6	1987	1991	T176RB
TOYOTA	Corolla Coupe (Nato)	Petrol	1.6	1987	1991	T176RB
TOYOTA	Corolla Estate/Wagon	Petrol	1.6	1987	1992	T176RB
TOYOTA	MR2	Petrol	1.6	1984	1989	T176RB
TOYOTA	MR2	Petrol	1.6	1984	1990	T176RB
TOYOTA	MR2	Petrol	1.6	1984	1990	T176RB
TOYOTA	Sprinter	Petrol	1.6	1983	1987	T176RB
TOYOTA	Sprinter	Petrol	1.6	1987	1992	T176RB
TOYOTA	Sprinter Trueno	Petrol	1.6	1983	1987	T176RB
TOYOTA	Sprinter Trueno	Petrol	1.6	1985	1987	T176RB

TOYOTA

BY APPLICATION

RPM TIMING BELTS




TOYOTA

Make	Model	Fuel	Stroke	Year From	Year Till	Article
TOYOTA	Sprinter	Petrol	1.6	1983	1987	T176RB
TOYOTA	Corona FF	Petrol	1.6	1985	1987	T176RB
TOYOTA	Levin	Petrol	1.6	1985	1987	T176RB
TOYOTA	Levin	Petrol	1.6	1985	1987	T176RB
TOYOTA	Levin	Petrol	1.6	1987	1995	T176RB
TOYOTA	Levin	Petrol	1.6	1987	1991	T176RB
TOYOTA	Levin	Petrol	1.6	1991	1995	T176RB
TOYOTA	Trueno	Petrol	1.6	1985	1987	T176RB
TOYOTA	Trueno	Petrol	1.6	1985	1987	T176RB
TOYOTA	Trueno	Petrol	1.6	1987	1995	T176RB
TOYOTA	Trueno	Petrol	1.6	1987	1991	T176RB
TOYOTA	Trueno	Petrol	1.6	1991	1995	T176RB
TOYOTA	Avensis	Petrol	2.0	1997	2000	T199RB
TOYOTA	Avensis	Petrol	2.0	1997	2000	T199RB
TOYOTA	Avensis Estate/Wagon	Petrol	2.0	1997	2000	T199RB
TOYOTA	Caldina	Petrol	2.0	1997	1998	T199RB
TOYOTA	Caldina	Petrol	1.8	1992	1996	T199RB
TOYOTA	Caldina	Petrol	1.8	1992	1996	T199RB
TOYOTA	Caldina	Petrol	2.0	1992	1997	T199RB
TOYOTA	Caldina	Petrol	2.0	1992	1997	T199RB
TOYOTA	Caldina	Petrol	2.0	1997	2002	T199RB
TOYOTA	Caldina	Petrol	2.0	1997	2002	T199RB
TOYOTA	Camry	Petrol	1.8	1988	1994	T199RB
TOYOTA	Camry	Petrol	1.8	1990	1994	T199RB
TOYOTA	Camry	Petrol	1.8	1994	1996	T199RB
TOYOTA	Camry	Petrol	2.0	1990	1994	T199RB
TOYOTA	Camry	Petrol	2.0	1990	1994	T199RB
TOYOTA	Camry	Petrol	2.2	1997	2001	T199RB
TOYOTA	Carina FF	Petrol	1.8	1987	1992	T199RB
TOYOTA	Carina FF	Petrol	2.0	1992	1996	T199RB
TOYOTA	Camry	Petrol	1.8	1994	1997	T199RB
TOYOTA	Camry	Petrol	2.0	1986	1991	T199RB
TOYOTA	Camry	Petrol	2.0	1986	1991	T199RB
TOYOTA	Camry	Petrol	2.0	1986	1993	T199RB
TOYOTA	Camry	Petrol	2.0	1986	1993	T199RB
TOYOTA	Camry	Petrol	2.0	1987	1991	T199RB
TOYOTA	Camry	Petrol	2.0	1988	1991	T199RB
TOYOTA	Camry	Petrol	2.0	1988	1991	T199RB
TOYOTA	Camry	Petrol	2.0	1992	1996	T199RB
TOYOTA	Camry	Petrol	2.0	1993	1997	T199RB
TOYOTA	Camry	Petrol	2.2	1991	1996	T199RB
TOYOTA	Camry	Petrol	2.2	1991	1996	T199RB
TOYOTA	Camry	Petrol	2.2	1996	2001	T199RB
TOYOTA	Camry	Petrol	2.2	1997	2002	T199RB
TOYOTA	Camry Solara	Petrol	2.2	1998	2000	T199RB
TOYOTA	Camry Solara	Petrol	2.2	1998	2002	T199RB
TOYOTA	Carina	Petrol	1.8	1988	1994	T199RB
TOYOTA	Carina	Petrol	1.8	1992	1994	T199RB
TOYOTA	Carina	Petrol	2.0	1992	1996	T199RB
TOYOTA	Camry	Petrol	2.0	1993	1997	T199RB
TOYOTA	Camry	Petrol	2.0	1993	1997	T199RB
TOYOTA	Carina E	Petrol	2.0	1992	1997	T199RB
TOYOTA	Carina E	Petrol	2.0	1992	1997	T199RB
TOYOTA	Carina E	Petrol	2.0	1992	1997	T199RB
TOYOTA	Carina E	Petrol	2.0	1993	1997	T199RB
TOYOTA	Carina E	Petrol	2.0	1994	1997	T199RB
TOYOTA	Carina E	Petrol	2.0	1994	1997	T199RB
TOYOTA	Carina II	Petrol	2.0	1987	1992	T199RB
TOYOTA	Carina II	Petrol	2.0	1987	1992	T199RB
TOYOTA	Carina II	Petrol	2.0	1987	1992	T199RB

BY APPLICATION

RPM TIMING BELTS

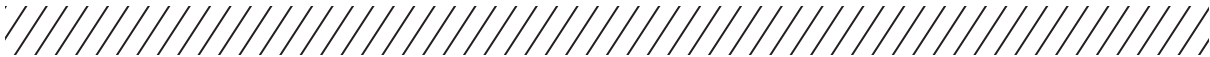


Make	Model	Fuel	Stroke	Year From	Year Till	Article
TOYOTA	Carina II	Petrol	2.0	1987	1992	T199RB
TOYOTA	Carina II	Petrol	2.0	1987	1992	T199RB
TOYOTA	Celica	Petrol	2.0	1987	1989	T199RB
TOYOTA	Celica	Petrol	2.0	1988	1989	T199RB
TOYOTA	Celica	Petrol	2.0	1989	1993	T199RB
TOYOTA	Celica	Petrol	2.0	1993	1999	T199RB
TOYOTA	Celica	Petrol	2.2	1989	1993	T199RB
TOYOTA	Celica (Nato)	Petrol	2.2	1989	1993	T199RB
TOYOTA	Celica	Petrol	2.2	1993	1999	T199RB
TOYOTA	Chaser	Petrol	1.8	1992	1996	T199RB
TOYOTA	Chaser	Petrol	1.8	1997	1998	T199RB
TOYOTA	Chaser	Petrol	1.8	1988	1990	T199RB
TOYOTA	Chaser	Petrol	1.8	1990	1992	T199RB
TOYOTA	Chaser	Petrol	1.8	1996	2001	T199RB
TOYOTA	Corona	Petrol	1.8	1987	1992	T199RB
TOYOTA	Corona	Petrol	1.8	1987	1992	T199RB
TOYOTA	Corona	Petrol	1.8	1988	1989	T199RB
TOYOTA	Cresta	Petrol	1.8	1988	1992	T199RB
TOYOTA	Cresta	Petrol	1.8	1992	1996	T199RB
TOYOTA	Corona	Petrol	1.8	1993		T199RB
TOYOTA	Cresta	Petrol	1.8	1997	1998	T199RB
TOYOTA	Corona	Petrol	2.0	1985	1989	T199RB
TOYOTA	Corona	Petrol	2.0	1987	1992	T199RB
TOYOTA	Corona	Petrol	2.0	1989	1993	T199RB
TOYOTA	Corona	Petrol	2.0	1989	1993	T199RB
TOYOTA	Corona	Petrol	2.0	1992	1996	T199RB
TOYOTA	Corona	Petrol	2.0	1996	1999	T199RB
TOYOTA	Corona EXIV	Petrol	1.8	1993		T199RB
TOYOTA	Corona EXIV	Petrol	1.8	1993	1997	T199RB
TOYOTA	Corona EXIV	Petrol	2.0	1989	1993	T199RB
TOYOTA	Corona EXIV	Petrol	2.0	1996	1999	T199RB
TOYOTA	Curren	Petrol	1.8	1995	1998	T199RB
TOYOTA	Curren	Petrol	2.0	1994	1997	T199RB
TOYOTA	Curren	Petrol	2.0	1994	1998	T199RB
TOYOTA	Corona	Petrol	2.0	1992	1997	T199RB
TOYOTA	Corona EXIV	Petrol	2.0	1987	1989	T199RB
TOYOTA	Corona EXIV	Petrol	2.0	1993	1995	T199RB
TOYOTA	Corona	Petrol	1.8	1991	1996	T199RB
TOYOTA	Corona	Petrol	1.8	1991	1996	T199RB
TOYOTA	Corona	Petrol	2.0	1991	1997	T199RB
TOYOTA	Corona EXIV	Petrol	1.8	1989	1992	T199RB
TOYOTA	Corona EXIV	Petrol	2.0	1993	1995	T199RB
TOYOTA	Corona EXIV	Petrol	2.0	1995	1999	T199RB
TOYOTA	Corona EXIV	Petrol	2.0	1995	1999	T199RB
TOYOTA	Gaia	Petrol	2.0	1998	1998	T199RB
TOYOTA	Funcruiser	Petrol	2.0	1994	1999	T199RB
TOYOTA	Ipsum	Petrol	2.0	1996	1999	T199RB
TOYOTA	Gaia	Petrol	2.0	1998	2001	T199RB
TOYOTA	Gaia	Petrol	2.0	1998	2002	T199RB
TOYOTA	Harrier	Petrol	2.2	1997	2000	T199RB
TOYOTA	Harrier	Petrol	2.2	1997	2003	T199RB
TOYOTA	Harrier	Petrol	2.2	1997	2003	T199RB
TOYOTA	Ipsum	Petrol	2.0	1996	2001	T199RB
TOYOTA	Ipsum	Petrol	2.0	1996	2001	T199RB
TOYOTA	Mark II	Petrol	1.8	1988	1995	T199RB
TOYOTA	Mark II	Petrol	1.8	1992	1996	T199RB
TOYOTA	Nadia	Petrol	2.0	1998	1998	T199RB
TOYOTA	Mark II Qualis	Petrol	2.2	1997	2002	T199RB
TOYOTA	MR2	Petrol	2.0	1989	1992	T199RB
TOYOTA	MR2	Petrol	2.2	1990	1995	T199RB

TOYOTA

BY APPLICATION

RPM TIMING BELTS



TOYOTA

Make	Model	Fuel	Stroke	Year From	Year Till	Article
TOYOTA	Nadia	Petrol	2.0	1998	2003	T199RB
TOYOTA	Nadia	Petrol	2.0	1998	2003	T199RB
TOYOTA	Picnic	Petrol	2.0	1996	2000	T199RB
TOYOTA	Picnic	Petrol	2.0	2000	2001	T199RB
TOYOTA	RAV 4J	Petrol	2.0	1997	1999	T199RB
TOYOTA	RAV 4L	Petrol	2.0	1997	1999	T199RB
TOYOTA	Scepter	Petrol	2.2	1992	1996	T199RB
TOYOTA	RAV 4	Petrol	2.0	1997		T199RB
TOYOTA	Sportsvan	Petrol	2.0	1996	2003	T199RB
TOYOTA	RAV 4	Petrol	2.0	1994	2000	T199RB
TOYOTA	RAV 4	Petrol	2.0	1994	2000	T199RB
TOYOTA	RAV 4	Petrol	2.0	1997	2000	T199RB
TOYOTA	Scepter	Petrol	2.2	1992	1996	T199RB
TOYOTA	Scepter	Petrol	2.2	1992	1996	T199RB
TOYOTA	Vista	Petrol	1.8	1988	1994	T199RB
TOYOTA	Vista	Petrol	1.8	1990	1994	T199RB
TOYOTA	Vista	Petrol	1.8	1991	1994	T199RB
TOYOTA	Vista	Petrol	2.0	1986	1994	T199RB
TOYOTA	Vista	Petrol	2.0	1986	1991	T199RB
TOYOTA	Vista	Petrol	2.0	1990	1994	T199RB
TOYOTA	Vista	Petrol	2.0	1990	1994	T199RB
TOYOTA	Vista	Petrol	2.0	1994		T199RB
TOYOTA	Town Ace	Petrol	2.0	1996	2004	T199RB
TOYOTA	Vista	Petrol	1.8	1994	1998	T199RB
TOYOTA	Vista	Petrol	2.0	1994	1998	T199RB
TOYOTA	Carina ED	Petrol	1.8	1988	1989	T199RB
TOYOTA	Carina ED	Petrol	1.8	1989	1993	T199RB
TOYOTA	Carina ED	Petrol	1.8	1993	1998	T199RB
TOYOTA	Carina ED	Petrol	2.0	1985	1989	T199RB
TOYOTA	Carina ED	Petrol	2.0	1992		T199RB
TOYOTA	Carina ED	Petrol	2.0	1993	1998	T199RB
TOYOTA	Corona FF	Petrol	1.8	1987	1992	T199RB
TOYOTA	Corona FF	Petrol	1.8	1987	1992	T199RB
TOYOTA	Corona FF	Petrol	1.8	1988	1989	T199RB
TOYOTA	Corona FF	Petrol	1.8	1993		T199RB
TOYOTA	Corona FF	Petrol	1.8	1993	1997	T199RB
TOYOTA	Corona FF	Petrol	2.0	1985	1989	T199RB
TOYOTA	Corona FF	Petrol	2.0	1987	1992	T199RB
TOYOTA	Corona FF	Petrol	2.0	1989	1993	T199RB
TOYOTA	Corona FF	Petrol	2.0	1989	1993	T199RB
TOYOTA	Corona FF	Petrol	2.0	1992	1996	T199RB
TOYOTA	Corona FF	Petrol	2.0	1993	1998	T199RB
TOYOTA	Corona FF	Petrol	2.0	1996	1999	T199RB
TOYOTA	Mark II Qualis	Petrol	2.2	1997		T199RB
TOYOTA	Townace Noah	Petrol	2.0	1996	1999	T199RB
TOYOTA	Townace Noah	Petrol	2.0	1996	1999	T199RB
TOYOTA	Caldina	Petrol	1.5	1992	2002	T208RB
TOYOTA	Corolla II	Petrol	1.5	1990		T208RB
TOYOTA	Corolla II	Petrol	1.5	1994		T208RB
TOYOTA	Corsa	Petrol	1.5	1990	1994	T208RB
TOYOTA	Corsa	Petrol	1.5	1990	1994	T208RB
TOYOTA	Corolla	Petrol	1.5	1994	1998	T208RB
TOYOTA	Cynos	Petrol	1.5	1991	1995	T208RB
TOYOTA	Cynos	Petrol	1.5	1995	1998	T208RB
TOYOTA	Corsa	Petrol	1.5	1994	1998	T208RB
TOYOTA	Corsa	Petrol	1.5	1990	1994	T208RB
TOYOTA	Corsa	Petrol	1.5	1990	1994	T208RB
TOYOTA	Cynos	Petrol	1.5	1990	1995	T208RB
TOYOTA	Cynos	Petrol	1.5	1995	2000	T208RB
TOYOTA	Cynos	Petrol	1.5	1996	1999	T208RB

BY APPLICATION

RPM TIMING BELTS

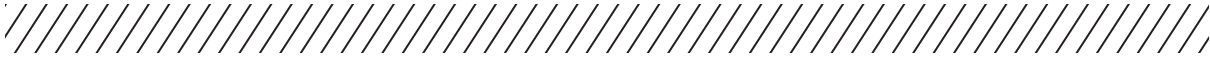


Make	Model	Fuel	Stroke	Year From	Year Till	Article
TOYOTA	Paseo	Petrol	1.5	1991	1995	T208RB
TOYOTA	Paseo	Petrol	1.5	1995	1999	T208RB
TOYOTA	Paseo	Petrol	1.5	1996	1998	T208RB
TOYOTA	Paseo	Petrol	1.5	1997	1999	T208RB
TOYOTA	Paseo	Petrol	1.5	1997	1999	T208RB
TOYOTA	Paseo (Nato)	Petrol	1.5	1991	1995	T208RB
TOYOTA	Paseo (Nato)	Petrol	1.5	1995	1999	T208RB
TOYOTA	Raum	Petrol	1.5	1997	1998	T208RB
TOYOTA	Sera	Petrol	1.5	1990	1995	T208RB
TOYOTA	Sprinter	Petrol	1.5	1994	1998	T208RB
TOYOTA	Raum	Petrol	1.5	1997	2003	T208RB
TOYOTA	Raum	Petrol	1.5	1997	2003	T208RB
TOYOTA	Sera	Petrol	1.5	1990	1995	T208RB
TOYOTA	Tercel	Petrol	1.5	1990	1994	T208RB
TOYOTA	Tercel	Petrol	1.5	1990	1994	T208RB
TOYOTA	Tercel	Petrol	1.5	1994	1998	T208RB
TOYOTA	Tercel	Petrol	1.5	1994	1999	T208RB
TOYOTA	Altezza Gita	Petrol	3.0	2001	2005	T215RB
TOYOTA	Altezza Gita	Petrol	3.0	2001	2005	T215RB
TOYOTA	Aristo	Petrol	3.0	1990	1997	T215RB
TOYOTA	Aristo	Petrol	3.0	1990	1997	T215RB
TOYOTA	Aristo	Petrol	3.0	1997		T215RB
TOYOTA	Aristo	Petrol	3.0	1997	2004	T215RB
TOYOTA	Aristo	Petrol	3.0	1997	2004	T215RB
TOYOTA	Crown	Petrol	3.0	1991	1995	T215RB
TOYOTA	Crown	Petrol	3.0	1995	2001	T215RB
TOYOTA	Crown Majesta	Petrol	3.0	1991	1995	T215RB
TOYOTA	Mark II	Petrol	3.0	1996	2001	T215RB
TOYOTA	Progres	Petrol	3.0	1998	2001	T215RB
TOYOTA	Progres	Petrol	3.0	2001		T215RB
TOYOTA	Progres	Petrol	3.0	1998	2004	T215RB
TOYOTA	Soarer	Petrol	3.0	1991		T215RB
TOYOTA	Supra	Petrol	3.0	1993	1999	T215RB
TOYOTA	Supra	Petrol	3.0	1993	2002	T215RB
TOYOTA	Supra	Petrol	3.0	1993	1998	T215RB
TOYOTA	Supra	Petrol	3.0	1993	2002	T215RB
TOYOTA	Avensis	Petrol	1.8	1997	2000	T235RB
TOYOTA	Avensis	Petrol	1.8	1997	2000	T235RB
TOYOTA	Avensis Estate/Wagon	Petrol	1.8	1997	2000	T235RB
TOYOTA	Caldina	Petrol	1.8	1996	1997	T235RB
TOYOTA	Caldina	Petrol	1.8	1997	1998	T235RB
TOYOTA	Caldina	Petrol	1.8	1997	2001	T235RB
TOYOTA	Carina FF	Petrol	1.8	1992	1997	T235RB
TOYOTA	Carina	Petrol	1.8	1994	1996	T235RB
TOYOTA	Carina	Petrol	1.8	1996	2001	T235RB
TOYOTA	Carina E	Petrol	1.8	1994	1997	T235RB
TOYOTA	Carina E	Petrol	1.8	1994	1997	T235RB
TOYOTA	Carina E	Petrol	1.8	1994	1997	T235RB
TOYOTA	Carina E	Petrol	1.8	1994	1997	T235RB
TOYOTA	Carina E	Petrol	1.8	1994	1997	T235RB
TOYOTA	Carina E	Petrol	1.8	1994	1998	T235RB
TOYOTA	Celica	Petrol	1.8	1993	1999	T235RB
TOYOTA	Corolla Spacio	Petrol	1.8	1997	2001	T235RB
TOYOTA	Corolla	Petrol	1.8	1992	1995	T235RB
TOYOTA	Corolla	Petrol	1.8	1992	1995	T235RB
TOYOTA	Corolla	Petrol	1.8	1992	1995	T235RB
TOYOTA	Corolla	Petrol	1.8	1992	1997	T235RB
TOYOTA	Corolla	Petrol	1.8	1994	1999	T235RB
TOYOTA	Corolla	Petrol	1.8	1997	2002	T235RB
TOYOTA	Corolla	Petrol	1.8	1997	2001	T235RB

TOYOTA

BY APPLICATION

RPM TIMING BELTS



TOYOTA

VOLVO

Make	Model	Fuel	Stroke	Year From	Year Till	Article
TOYOTA	Corolla	Petrol	1.8	1998	2001	T235RB
TOYOTA	Corolla Estate/Wagon	Petrol	1.8	1992	1993	T235RB
TOYOTA	Corolla Estate/Wagon	Petrol	1.8	1992	1993	T235RB
TOYOTA	Corolla Estate/Wagon	Petrol	1.8	1992	1997	T235RB
TOYOTA	Corolla Estate/Wagon	Petrol	1.8	1995	1997	T235RB
TOYOTA	Corolla Estate/Wagon	Petrol	1.8	1997	2001	T235RB
TOYOTA	Corolla Estate/Wagon	Petrol	1.8	1997	2001	T235RB
TOYOTA	Corolla Estate/Wagon	Petrol	1.8	1992	1993	T235RB
TOYOTA	Corona	Petrol	1.8	1996		T235RB
TOYOTA	Corona EXIV	Petrol	1.8	1996		T235RB
TOYOTA	Corona Premio	Petrol	1.8	1996	2001	T235RB
TOYOTA	Sprinter	Petrol	1.8	1995		T235RB
TOYOTA	Sprinter Carib	Petrol	1.8	1995	2002	T235RB
TOYOTA	Corona FF	Petrol	1.8	1996		T235RB
TOYOTA	Chaser	Petrol	3.0	1989	1992	T237RB
TOYOTA	Cresta	Petrol	3.0	1989	1992	T237RB
TOYOTA	Crown	Petrol	3.0	1987	1991	T237RB
TOYOTA	Cressida	Petrol	3.0	1988	1992	T237RB
TOYOTA	Cressida	Petrol	3.0	1988	1993	T237RB
TOYOTA	Cressida	Petrol	3.0	1988	1993	T237RB
TOYOTA	Soarer	Petrol	3.0	1986	1991	T237RB
TOYOTA	Supra	Petrol	3.0	1986	1990	T237RB
TOYOTA	Supra	Petrol	3.0	1986	1992	T237RB
TOYOTA	Supra	Petrol	3.0	1987	1993	T237RB
TOYOTA	Supra	Petrol	3.0	1987	1993	T237RB
TOYOTA	Supra (Nato)	Petrol	3.0	1986	1989	T237RB
TOYOTA	Supra (Nato)	Petrol	3.0	1987	1993	T237RB

VOLVO						
VOLVO	240	Petrol	2.0	1984	1993	T234RB
VOLVO	240	Petrol	2.0	1985	1993	T234RB
VOLVO	240	Petrol	2.3	1984	1993	T234RB
VOLVO	240	Petrol	2.3	1988	1993	T234RB
VOLVO	240 Estate/Combi	Petrol	2.0	1983	1993	T234RB
VOLVO	240 Estate/Combi	Petrol	2.0	1984	1993	T234RB
VOLVO	240 Estate/Combi	Petrol	2.0	1989	1993	T234RB
VOLVO	240 Estate/Combi	Petrol	2.3	1984	1993	T234RB
VOLVO	240 Estate/Combi	Petrol	2.3	1986	1993	T234RB
VOLVO	240 Estate/Combi	Petrol	2.3	1988	1993	T234RB
VOLVO	240 Estate/Combi	Petrol	2.3	1988	1993	T234RB
VOLVO	940	Petrol	2.0	1990	1993	T234RB
VOLVO	940	Petrol	2.0	1990	1994	T234RB
VOLVO	940	Petrol	2.0	1990	1998	T234RB
VOLVO	940	Petrol	2.0	1994	1997	T234RB
VOLVO	940	Petrol	2.0	1994	1995	T234RB
VOLVO	940	Petrol	2.3	1990	1998	T234RB
VOLVO	940	Petrol	2.3	1990	1993	T234RB
VOLVO	940	Petrol	2.3	1990	1995	T234RB
VOLVO	940	Petrol	2.3	1990	1997	T234RB
VOLVO	940	Petrol	2.3	1991	1993	T234RB
VOLVO	940	Petrol	2.3	1994	1997	T234RB
VOLVO	940	Petrol	2.3	1995	1998	T234RB
VOLVO	940	Petrol	2.3	1995	1998	T234RB
VOLVO	940 Estate/Combi	Petrol	2.0	1990	1993	T234RB
VOLVO	940 Estate/Combi	Petrol	2.0	1991	1998	T234RB
VOLVO	940 Estate/Combi	Petrol	2.0	1994	1997	T234RB
VOLVO	940 Estate/Combi	Petrol	2.3	1990	1993	T234RB
VOLVO	940 Estate/Combi	Petrol	2.3	1990	1998	T234RB
VOLVO	940 Estate/Combi	Petrol	2.3	1990	1998	T234RB
VOLVO	940 Estate/Combi	Petrol	2.3	1991	1993	T234RB
VOLVO	940 Estate/Combi	Petrol	2.3	1992	1995	T234RB

BY APPLICATION

RPM TIMING BELTS

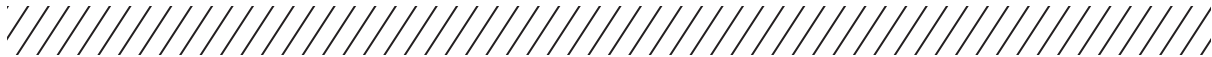


Make	Model	Fuel	Stroke	Year From	Year Till	Article
VOLVO	940 Estate/Combi	Petrol	2.3	1994	1997	T234RB
VOLVO	940 Estate/Combi	Petrol	2.3	1995	1998	T234RB
VOLVO	960	Petrol	2.0	1990	1993	T234RB
VOLVO	960	Petrol	2.3	1990	1993	T234RB
VOLVO	960 Estate/Combi	Petrol	2.3	1990	1993	T234RB
VOLVO	850	Petrol	2.0	1991	1996	T252RB
VOLVO	850	Petrol	2.0	1993	1996	T252RB
VOLVO	850	Petrol	2.0	1993	1996	T252RB
VOLVO	850	Petrol	2.3	1993	1996	T252RB
VOLVO	850	Petrol	2.3	1994	1997	T252RB
VOLVO	850	Petrol	2.3	1995	1996	T252RB
VOLVO	850	Petrol	2.3	1995	1996	T252RB
VOLVO	850	Petrol	2.4	1991	1997	T252RB
VOLVO	850	Petrol	2.4	1993	1997	T252RB
VOLVO	850 Estate/Combi	Petrol	2.0	1993	1997	T252RB
VOLVO	850 Estate/Combi	Petrol	2.0	1993	1997	T252RB
VOLVO	850 Estate/Combi	Petrol	2.0	1993	1997	T252RB
VOLVO	850 Estate/Combi	Petrol	2.3	1993	1996	T252RB
VOLVO	850 Estate/Combi	Petrol	2.3	1995	1997	T252RB
VOLVO	850 Estate/Combi	Petrol	2.3	1995	1997	T252RB
VOLVO	850 Estate/Combi	Petrol	2.3	1995	1997	T252RB
VOLVO	850 Estate/Combi	Petrol	2.4	1992	1997	T252RB
VOLVO	850 Estate/Combi	Petrol	2.4	1993	1997	T252RB
VOLVO	850 Estate/Combi	Petrol	2.4	1996	1997	T252RB
VOLVO	960	Petrol	2.5	1993	1996	T252RB
VOLVO	960	Petrol	2.9	1990	1996	T252RB
VOLVO	960 Estate/Combi	Petrol	2.5	1993	1996	T252RB
VOLVO	960 Estate/Combi	Petrol	2.9	1990	1996	T252RB
VOLVO	C70	Petrol	2.0	1997	2000	T252RB
VOLVO	C70	Petrol	2.0	1998	1998	T252RB
VOLVO	C70	Petrol	2.0	1998	1998	T252RB
VOLVO	C70	Petrol	2.0	1998	2000	T252RB
VOLVO	C70	Petrol	2.3	1997	2002	T252RB
VOLVO	C70	Petrol	2.3	1998	2005	T252RB
VOLVO	C70	Petrol	2.4	1997	2002	T252RB
VOLVO	S40	Petrol	1.6	1995	1999	T252RB
VOLVO	S40	Petrol	1.8	1995	1999	T252RB
VOLVO	S40	Petrol	1.9	1997	2000	T252RB
VOLVO	S40	Petrol	2.0	1995	1999	T252RB
VOLVO	S40	Petrol	2.0	1995	2003	T252RB
VOLVO	S40	Petrol	2.0	1997	2003	T252RB
VOLVO	S70	Petrol	2.0	1996	1998	T252RB
VOLVO	S70	Petrol	2.0	1996	1998	T252RB
VOLVO	S70	Petrol	2.0	1996	2000	T252RB
VOLVO	S70	Petrol	2.0	1997	2000	T252RB
VOLVO	S70	Petrol	2.0	1998	2000	T252RB
VOLVO	S70	Petrol	2.3	1996	1998	T252RB
VOLVO	S70	Petrol	2.3	1996	2000	T252RB
VOLVO	S70	Petrol	2.3	1997	2000	T252RB
VOLVO	S70	Petrol	2.3	1998	2000	T252RB
VOLVO	S70	Petrol	2.4	1996	1999	T252RB
VOLVO	S70	Petrol	2.4	1996	2000	T252RB
VOLVO	S70	Petrol	2.4	1996	2000	T252RB
VOLVO	V40	Petrol	1.6	1995	1999	T252RB
VOLVO	V40	Petrol	1.8	1995	1999	T252RB
VOLVO	V40	Petrol	1.9	1997	2000	T252RB
VOLVO	V40	Petrol	2.0	1996	1999	T252RB
VOLVO	V40	Petrol	2.0	1996	2004	T252RB
VOLVO	V40	Petrol	2.0	1997	2004	T252RB

VOLVO

BY APPLICATION

RPM TIMING BELTS




VOLVO

Make	Model	Fuel	Stroke	Year From	Year Till	Article
VOLVO	V70	Petrol	2.0	1996	1998	T252RB
VOLVO	V70	Petrol	2.0	1996	1998	T252RB
VOLVO	V70	Petrol	2.0	1996	2000	T252RB
VOLVO	V70	Petrol	2.0	1996	2000	T252RB
VOLVO	V70	Petrol	2.0	1997	2000	T252RB
VOLVO	V70	Petrol	2.3	1996	2000	T252RB
VOLVO	V70	Petrol	2.3	1996	2000	T252RB
VOLVO	V70	Petrol	2.3	1997	1999	T252RB
VOLVO	V70	Petrol	2.3	1997	2000	T252RB
VOLVO	V70	Petrol	2.3	1997	2000	T252RB
VOLVO	V70	Petrol	2.3	1997	2000	T252RB
VOLVO	V70	Petrol	2.3	2000	2004	T252RB
VOLVO	V70	Petrol	2.4	1997	2000	T252RB
VOLVO	V70	Petrol	2.4	1997	2000	T252RB
VOLVO	V70	Petrol	2.4	1997	2000	T252RB
VOLVO	V70 XC	Petrol	2.0	1997	1999	T252RB
VOLVO	V70 XC	Petrol	2.4	1997	2002	T252RB
VOLVO	C30	Petrol	2.4	2006	2010	T331RB
VOLVO	C30	Petrol	2.5	2006	2007	T331RB
VOLVO	C30	Petrol	2.5	2007	2013	T331RB
VOLVO	C30	Petrol	2.5	2012	2013	T331RB
VOLVO	C70	Petrol	2.0	1997	2000	T331RB
VOLVO	C70	Petrol	2.0	1998	1998	T331RB
VOLVO	C70	Petrol	2.0	1998	1998	T331RB
VOLVO	C70	Petrol	2.0	1998	2000	T331RB
VOLVO	C70	Petrol	2.0	1999	2002	T331RB
VOLVO	C70	Petrol	2.0	1999	2005	T331RB
VOLVO	C70	Petrol	2.3	1997	2002	T331RB
VOLVO	C70	Petrol	2.3	1998	2005	T331RB
VOLVO	C70	Petrol	2.3	2002	2005	T331RB
VOLVO	C70	Petrol	2.4	1997	2002	T331RB
VOLVO	C70	Petrol	2.4	1998	2005	T331RB
VOLVO	C70	Petrol	2.4	1998	1999	T331RB
VOLVO	C70	Petrol	2.4	1999	2000	T331RB
VOLVO	C70	Petrol	2.4	1999	2005	T331RB
VOLVO	C70	Petrol	2.4	1999	2000	T331RB
VOLVO	C70	Petrol	2.4	2005	2010	T331RB
VOLVO	C70	Petrol	2.4	2005	2013	T331RB
VOLVO	C70	Petrol	2.5	2005	2007	T331RB
VOLVO	C70	Petrol	2.5	2007	2013	T331RB
VOLVO	S40	Petrol	1.6	1995	1999	T331RB
VOLVO	S40	Petrol	1.6	1999	2003	T331RB
VOLVO	S40	Petrol	1.8	1995	1999	T331RB
VOLVO	S40	Petrol	1.8	1995	1999	T331RB
VOLVO	S40	Petrol	1.8	1998	2003	T331RB
VOLVO	S40	Petrol	1.8	1999	2003	T331RB
VOLVO	S40	Petrol	1.9	1997	2000	T331RB
VOLVO	S40	Petrol	1.9	1997	2000	T331RB
VOLVO	S40	Petrol	2.0	1995	1999	T331RB
VOLVO	S40	Petrol	2.0	1995	2003	T331RB
VOLVO	S40	Petrol	2.0	1995	2003	T331RB
VOLVO	S40	Petrol	2.0	1997	2003	T331RB
VOLVO	S40	Petrol	2.0	1999	2001	T331RB
VOLVO	S40	Petrol	2.0	2000	2003	T331RB
VOLVO	S40	Petrol	2.0	2001	2004	T331RB
VOLVO	S40	Petrol	2.4	2003	2010	T331RB
VOLVO	S40	Petrol	2.4	2003	2010	T331RB
VOLVO	S40	Petrol	2.5	2003	2008	T331RB
VOLVO	S40	Petrol	2.5	2004	2008	T331RB
VOLVO	S40	Petrol	2.5	2007	2012	T331RB

BY APPLICATION

RPM TIMING BELTS

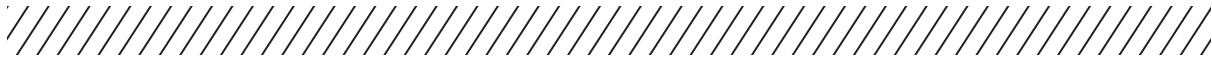


Make	Model	Fuel	Stroke	Year From	Year Till	Article
VOLVO	S40	Petrol	2.5	2007	2012	T331RB
VOLVO	S40	LPG (with or without Petrol)	1.8	2000	2004	T331RB
VOLVO	S60	Petrol	2.0	2000	2010	T331RB
VOLVO	S60	Petrol	2.0	2013	2015	T331RB
VOLVO	S60	Petrol	2.0	2013	2015	T331RB
VOLVO	S60	Petrol	2.3	2000	2004	T331RB
VOLVO	S60	Petrol	2.3	2000	2010	T331RB
VOLVO	S60	Petrol	2.4	2000	2010	T331RB
VOLVO	S60	Petrol	2.4	2000	2010	T331RB
VOLVO	S60	Petrol	2.4	2000	2010	T331RB
VOLVO	S60	Petrol	2.4	2001	2010	T331RB
VOLVO	S60	Petrol	2.4	2004	2010	T331RB
VOLVO	S60	Petrol	2.4	2005	2006	T331RB
VOLVO	S60	Petrol	2.5	2002	2010	T331RB
VOLVO	S60	Petrol	2.5	2002	2010	T331RB
VOLVO	S60	Petrol	2.5	2003	2007	T331RB
VOLVO	S60	Petrol	2.5	2011	2015	T331RB
VOLVO	S60	CNG (with or without Petrol)	2.4	2001	2010	T331RB
VOLVO	S60	LPG (with or without Petrol)	2.4	2001	2009	T331RB
VOLVO	S60 Cross Country	Petrol	2.5	2015	2018	T331RB
VOLVO	S60 Cross Country	Petrol	2.5	2015	2018	T331RB
VOLVO	S70	Petrol	2.0	1996	1998	T331RB
VOLVO	S70	Petrol	2.0	1996	1998	T331RB
VOLVO	S70	Petrol	2.0	1996	2000	T331RB
VOLVO	S70	Petrol	2.0	1997	2000	T331RB
VOLVO	S70	Petrol	2.0	1998	2000	T331RB
VOLVO	S70	Petrol	2.3	1996	1998	T331RB
VOLVO	S70	Petrol	2.3	1996	2000	T331RB
VOLVO	S70	Petrol	2.3	1997	2000	T331RB
VOLVO	S70	Petrol	2.3	1997	2000	T331RB
VOLVO	S70	Petrol	2.3	1998	2000	T331RB
VOLVO	S70	Petrol	2.4	1996	1999	T331RB
VOLVO	S70	Petrol	2.4	1996	2000	T331RB
VOLVO	S70	Petrol	2.4	1996	2000	T331RB
VOLVO	S70	Petrol	2.4	1996	2000	T331RB
VOLVO	S70	Petrol	2.4	1996	2000	T331RB
VOLVO	S70	Petrol	2.4	1996	2000	T331RB
VOLVO	S70	Petrol	2.4	1996	2000	T331RB
VOLVO	S70	Petrol	2.4	1998	1999	T331RB
VOLVO	S70	Petrol	2.4	1999	2000	T331RB
VOLVO	S70	Petrol	2.4	1999	2000	T331RB
VOLVO	S70	Petrol	2.4	1999	2000	T331RB
VOLVO	S70	CNG (with or without Petrol)	2.4	1999	2000	T331RB
VOLVO	S70	LPG (with or without Petrol)	2.4	1999	2000	T331RB
VOLVO	S80	Petrol	2.0	1998	2000	T331RB
VOLVO	S80	Petrol	2.0	1998	2001	T331RB
VOLVO	S80	Petrol	2.0	1999	2005	T331RB
VOLVO	S80	Petrol	2.3	2000	2005	T331RB
VOLVO	S80	Petrol	2.4	1998	2006	T331RB
VOLVO	S80	Petrol	2.4	1998	2006	T331RB
VOLVO	S80	Petrol	2.4	1999	2003	T331RB
VOLVO	S80	Petrol	2.4	2000	2003	T331RB
VOLVO	S80	Petrol	2.5	2002	2006	T331RB
VOLVO	S80	Petrol	2.5	2003	2006	T331RB
VOLVO	S80	Petrol	2.5	2006	2009	T331RB
VOLVO	S80	Petrol	2.5	2010	2012	T331RB
VOLVO	S80	Petrol	2.5	2012	2016	T331RB
VOLVO	S80	Petrol	2.5	2013	2016	T331RB
VOLVO	S80	CNG (with or without Petrol)	2.4	2001	2006	T331RB
VOLVO	S80	LPG (with or without Petrol)	2.4	2001	2006	T331RB
VOLVO	S80	Bio (ethanol) petrol or Methanol	2.5	2008	2012	T331RB
VOLVO	S80	Bio (ethanol) petrol or Methanol	2.5	2010	2011	T331RB

VOLVO

BY APPLICATION

RPM TIMING BELTS




VOLVO

Make	Model	Fuel	Stroke	Year From	Year Till	Article
VOLVO	V40	Petrol	1.6	1995	1999	T331RB
VOLVO	V40	Petrol	1.6	1999	2004	T331RB
VOLVO	V40	Petrol	1.8	1995	1999	T331RB
VOLVO	V40	Petrol	1.8	1995	1999	T331RB
VOLVO	V40	Petrol	1.8	1999	2004	T331RB
VOLVO	V40	Petrol	1.9	1997	2000	T331RB
VOLVO	V40	Petrol	1.9	1997	2000	T331RB
VOLVO	V40	Petrol	2.0	1996	1999	T331RB
VOLVO	V40	Petrol	2.0	1996	2004	T331RB
VOLVO	V40	Petrol	2.0	1996	2004	T331RB
VOLVO	V40	Petrol	2.0	1997	2004	T331RB
VOLVO	V40	Petrol	2.0	1999	2001	T331RB
VOLVO	V40	Petrol	2.0	2000	2004	T331RB
VOLVO	V40	Petrol	2.0	2001	2004	T331RB
VOLVO	V40	Petrol	2.0	2013	2015	T331RB
VOLVO	V40	Petrol	2.0	2013	2015	T331RB
VOLVO	V40	Petrol	2.5	2012	2014	T331RB
VOLVO	V40	Petrol	2.5	2014	2014	T331RB
VOLVO	V40	CNG (with or without Petrol)	1.8	2001	2003	T331RB
VOLVO	V40	LPG (with or without Petrol)	1.8	1999	2004	T331RB
VOLVO	V40	LPG (with or without Petrol)	1.8	2000	2004	T331RB
VOLVO	V40 Cross Country	Petrol	2.0	2013	2015	T331RB
VOLVO	V40 Cross Country	Petrol	2.0	2013	2015	T331RB
VOLVO	V40 Cross Country	Petrol	2.0	2013	2015	T331RB
VOLVO	V40 Cross Country	Petrol	2.0	2013	2015	T331RB
VOLVO	V40 Cross Country	Petrol	2.5	2012	2016	T331RB
VOLVO	V40 Cross Country	Petrol	2.5	2012	2016	T331RB
VOLVO	V40 Cross Country	Petrol	2.5	2014	2015	T331RB
VOLVO	V40 Cross Country	Petrol	2.5	2014	2015	T331RB
VOLVO	V50	Petrol	2.4	2003	2010	T331RB
VOLVO	V50	Petrol	2.4	2003	2010	T331RB
VOLVO	V50	Petrol	2.5	2003	2008	T331RB
VOLVO	V50	Petrol	2.5	2004	2008	T331RB
VOLVO	V50	Petrol	2.5	2007	2012	T331RB
VOLVO	V50	Petrol	2.5	2007	2012	T331RB
VOLVO	V60	Petrol	2.0	2013	2018	T331RB
VOLVO	V60	Petrol	2.0	2014	2018	T331RB
VOLVO	V60	LPG (with or without Petrol)	2.0	2014	2015	T331RB
VOLVO	V60 Cross Country	Petrol	2.5	2015	2018	T331RB
VOLVO	V60 Cross Country	Petrol	2.5	2015	2018	T331RB
VOLVO	V70	Petrol	2.0	1996	1998	T331RB
VOLVO	V70	Petrol	2.0	1996	1998	T331RB
VOLVO	V70	Petrol	2.0	1996	2000	T331RB
VOLVO	V70	Petrol	2.0	1996	2000	T331RB
VOLVO	V70	Petrol	2.0	1997	2000	T331RB
VOLVO	V70	Petrol	2.0	1997	2000	T331RB
VOLVO	V70	Petrol	2.0	2000	2007	T331RB
VOLVO	V70	Petrol	2.0	2013		T331RB
VOLVO	V70	Petrol	2.3	1996	2000	T331RB
VOLVO	V70	Petrol	2.3	1996	2000	T331RB
VOLVO	V70	Petrol	2.3	1997	1999	T331RB
VOLVO	V70	Petrol	2.3	1997	2000	T331RB
VOLVO	V70	Petrol	2.3	1997	2000	T331RB
VOLVO	V70	Petrol	2.3	1997	2000	T331RB
VOLVO	V70	Petrol	2.3	1997	2000	T331RB
VOLVO	V70	Petrol	2.3	1997	2000	T331RB
VOLVO	V70	Petrol	2.3	1997	2000	T331RB
VOLVO	V70	Petrol	2.3	1997	2000	T331RB
VOLVO	V70	Petrol	2.3	2000	2007	T331RB
VOLVO	V70	Petrol	2.3	2000	2004	T331RB
VOLVO	V70	Petrol	2.4	1997	2000	T331RB
VOLVO	V70	Petrol	2.4	1997	2000	T331RB
VOLVO	V70	Petrol	2.4	1997	2000	T331RB

BY APPLICATION

RPM TIMING BELTS




Make	Model	Fuel	Stroke	Year From	Year Till	Article
VOLVO	V70	Petrol	2.4	1997	2000	T331RB
VOLVO	V70	Petrol	2.4	1998	1999	T331RB
VOLVO	V70	Petrol	2.4	1998	1999	T331RB
VOLVO	V70	Petrol	2.4	1999	2000	T331RB
VOLVO	V70	Petrol	2.4	1999	2000	T331RB
VOLVO	V70	Petrol	2.4	2000	2007	T331RB
VOLVO	V70	Petrol	2.4	2000	2007	T331RB
VOLVO	V70	Petrol	2.4	2000	2007	T331RB
VOLVO	V70	Petrol	2.4	2000	2002	T331RB
VOLVO	V70	Petrol	2.4	2004	2007	T331RB
VOLVO	V70	Petrol	2.5	2002	2007	T331RB
VOLVO	V70	Petrol	2.5	2002	2007	T331RB
VOLVO	V70	Petrol	2.5	2002	2007	T331RB
VOLVO	V70	Petrol	2.5	2002	2007	T331RB
VOLVO	V70	Petrol	2.5	2007	2009	T331RB
VOLVO	V70	Petrol	2.5	2009	2012	T331RB
VOLVO	V70	CNG (with or without Petrol)	2.0	2013		T331RB
VOLVO	V70	CNG (with or without Petrol)	2.4	1999	2000	T331RB
VOLVO	V70	CNG (with or without Petrol)	2.4	2001	2007	T331RB
VOLVO	V70	LPG (with or without Petrol)	2.4	1997	2000	T331RB
VOLVO	V70	LPG (with or without Petrol)	2.4	2001	2007	T331RB
VOLVO	V70	Bio (ethanol) petrol or Methanol	2.5	2008	2010	T331RB
VOLVO	V70	Bio (ethanol) petrol or Methanol	2.5	2009	2012	T331RB
VOLVO	V70 XC	Petrol	2.0	1997	1999	T331RB
VOLVO	V70 XC	Petrol	2.4	1997	2002	T331RB
VOLVO	V70 XC	Petrol	2.4	2000	2002	T331RB
VOLVO	XC60	Petrol	2.5	2014	2017	T331RB
VOLVO	XC60	Petrol	2.5	2014	2017	T331RB
VOLVO	XC70	Petrol	2.5	2002	2007	T331RB
VOLVO	XC70	Petrol	2.5	2015	2016	T331RB
VOLVO	XC70	Petrol	2.5	2015	2016	T331RB
VOLVO	XC90	Petrol	2.5	2002	2014	T331RB
VOLVO ASIA						
VOLVO ASIA	S60L	Petrol	2.0	2013	2015	T331RB
VOLVO ASIA	S60L	Petrol	2.0	2013	2015	T331RB
VW						
VW	Campmobile	Petrol	2.0	1990	1998	T262RB
VW	Caravelle	Petrol	2.0	1990	2003	T262RB
VW	Corrado	Petrol	2.0	1992	1995	T262RB
VW	Golf	Petrol	2.0	1991	1997	T262RB
VW	Golf	Petrol	2.0	1995	1997	T262RB
VW	Golf	Petrol	2.0	1996	1997	T262RB
VW	Golf Cabrio	Petrol	2.0	1994	1998	T262RB
VW	Golf Cabrio	Petrol	2.0	1998	2002	T262RB
VW	Golf Estate/Variant	Petrol	2.0	1993	1999	T262RB
VW	Golf Estate/Variant	Petrol	2.0	1995	1996	T262RB
VW	Golf Estate/Variant	Petrol	2.0	1996	1997	T262RB
VW	Golf Van (Hatchback)	Petrol	2.0	1991	1997	T262RB
VW	Multivan	Petrol	2.0	1992	2003	T262RB
VW	Passat	Petrol	2.0	1990	1996	T262RB
VW	Passat	Petrol	2.0	1990	1997	T262RB
VW	Passat	Petrol	2.0	1995	1996	T262RB
VW	Passat Estate/Variant	Petrol	2.0	1990	1996	T262RB
VW	Passat Estate/Variant	Petrol	2.0	1990	1996	T262RB
VW	Passat Estate/Variant	Petrol	2.0	1995	1996	T262RB
VW	Passat Van	Petrol	2.0	1988	1995	T262RB
VW	Passat Van	Petrol	2.0	1989	1995	T262RB
VW	Sharan	Petrol	2.0	1995	2010	T262RB
VW	Sharan Van	Petrol	2.0	1996	2002	T262RB
VW	Transporter	Petrol	2.0	1990	2000	T262RB
VW	Transporter	Petrol	2.0	1990	2003	T262RB

VOLVO
VOLVO ASIA
VW

BY APPLICATION

RPM TIMING BELTS



VW

Make	Model	Fuel	Stroke	Year From	Year Till	Article
VW	Transporter	Petrol	2.0	1990	2003	T262RB
VW	Vento	Petrol	2.0	1991	1997	T262RB
VW	Vento	Petrol	2.0	1995	1997	T262RB
VW	Passat	Petrol	1.8	1996	2000	T291RB
VW	Passat	Petrol	1.8	1996	2000	T291RB
VW	Passat Estate/Variant	Petrol	1.8	1997	2000	T291RB
VW	Passat	Petrol	2.8	1997	1999	T297RB
VW	Passat	Petrol	2.8	1997	2000	T297RB
VW	Passat	Petrol	2.8	1997	2000	T297RB
VW	Passat	Petrol	2.8	1999	2000	T297RB
VW	Passat	Petrol	2.8	2000	2005	T297RB
VW	Passat	Petrol	2.8	2000	2005	T297RB
VW	Passat	Petrol	2.8	2000	2005	T297RB
VW	Passat Estate/Variant	Petrol	2.8	1997	1999	T297RB
VW	Passat Estate/Variant	Petrol	2.8	1997	2000	T297RB
VW	Passat Estate/Variant	Petrol	2.8	1999	2000	T297RB
VW	Passat Estate/Variant	Petrol	2.8	1999	2000	T297RB
VW	Passat Estate/Variant	Petrol	2.8	2000	2005	T297RB
VW	Passat Estate/Variant	Petrol	2.8	2000	2005	T297RB
VW	Passat Estate/Variant	Petrol	2.8	2000	2005	T297RB
VW	Phaeton	Petrol	4.2	2003	2016	T297RB
VW	Touareg	Petrol	4.2	2002	2006	T297RB
VW	Bora	Petrol	1.8	1999	2000	T306RB
VW	Bora	Petrol	1.8	1999	2000	T306RB
VW	Bora	Petrol	1.8	1999	2005	T306RB
VW	Bora	Petrol	1.8	2001	2008	T306RB
VW	Bora Estate/Variant	Petrol	1.8	1999	2000	T306RB
VW	Bora Estate/Variant	Petrol	1.8	2000	2005	T306RB
VW	Bora Estate/Variant	Petrol	1.8	2001	2005	T306RB
VW	Jetta (Bora)	Petrol	1.8	2000	2005	T306RB
VW	Jetta (Bora)	Petrol	1.8	2001	2005	T306RB
VW	Golf	Petrol	1.8	1997	2007	T306RB
VW	Golf	Petrol	1.8	1997	2000	T306RB
VW	Golf	Petrol	1.8	1998	2000	T306RB
VW	Golf	Petrol	1.8	2001	2007	T306RB
VW	Golf	Petrol	1.8	2007	2010	T306RB
VW	Golf	Petrol	1.8	2007	2008	T306RB
VW	Golf Estate/Variant	Petrol	1.8	1999	2000	T306RB
VW	Golf Estate/Variant	Petrol	1.8	1999	2006	T306RB
VW	Jetta	Petrol	1.8	2000	2005	T306RB
VW	Jetta	Petrol	1.8	2001	2005	T306RB
VW	New Beetle	Petrol	1.8	1998	2010	T306RB
VW	New Beetle	Petrol	1.8	2001	2005	T306RB
VW	New Beetle	Petrol	1.8	2003	2010	T306RB
VW	Passat	Petrol	1.8	2000	2005	T306RB
VW	Passat	Petrol	1.8	2001	2005	T306RB
VW	Passat	Petrol	1.8	2003	2005	T306RB
VW	Passat	Petrol	2.0	2001	2005	T306RB
VW	Passat Estate/Variant	Petrol	1.8	2000	2005	T306RB
VW	Passat Estate/Variant	Petrol	1.8	2001	2005	T306RB
VW	Passat Estate/Variant	Petrol	1.8	2003	2005	T306RB
VW	Passat Estate/Variant	Petrol	2.0	2001	2005	T306RB
VW	Polo	Petrol	1.8	2005	2009	T306RB
VW	Polo	Petrol	1.8	2006	2009	T306RB
VW	Sharan	Petrol	1.8	1997	2010	T306RB
VW	Passat	Petrol	1.8	1996	2000	T317RB
VW	Passat	Petrol	1.8	1996	2000	T317RB
VW	Passat	Petrol	1.8	1996	2000	T317RB

BY APPLICATION

RPM TIMING BELTS



Make	Model	Fuel	Stroke	Year From	Year Till	Article
VW	Passat	Petrol	1.8	1996	2000	T317RB
VW	Passat Estate/Variant	Petrol	1.8	1996	2000	T317RB
VW	Passat Estate/Variant	Petrol	1.8	1997	2000	T317RB
VW	Passat Estate/Variant	Petrol	1.8	1997	2000	T317RB
VW	Passat Estate/Variant	Petrol	1.8	1997	2000	T317RB
VW	Eos	Petrol	2.0	2006	2008	T334RB
VW	Eos	Petrol	2.0	2006	2015	T334RB
VW	Golf	Petrol	2.0	2003	2008	T334RB
VW	Golf	Petrol	2.0	2004	2009	T334RB
VW	Golf	Petrol	2.0	2005	2008	T334RB
VW	Golf	Petrol	2.0	2006	2008	T334RB
VW	Golf	Petrol	2.0	2009	2011	T334RB
VW	Golf	Petrol	2.0	2009	2012	T334RB
VW	Golf	Petrol	2.0	2009	2012	T334RB
VW	Golf	Petrol	2.0	2009	2012	T334RB
VW	Golf	Petrol	2.0	2011	2012	T334RB
VW	Golf Cabrio	Petrol	2.0	2013	2016	T334RB
VW	Golf Estate/Variant	Petrol	2.0	2007	2009	T334RB
VW	Golf Plus	Petrol	2.0	2004	2008	T334RB
VW	Jetta	Petrol	2.0	2005	2008	T334RB
VW	Jetta	Petrol	2.0	2005	2010	T334RB
VW	Passat	Petrol	2.0	2005	2010	T334RB
VW	Passat	Petrol	2.0	2005	2010	T334RB
VW	Passat	Petrol	2.0	2005	2010	T334RB
VW	Passat Estate/Variant	Petrol	2.0	2005	2010	T334RB
VW	Passat Estate/Variant	Petrol	2.0	2005	2010	T334RB
VW	Passat Estate/Variant	Petrol	2.0	2005	2010	T334RB
VW	Polo	Petrol	2.0	2013	2014	T334RB
VW	Scirocco	Petrol	2.0	2009	2014	T334RB
VW	Scirocco	Petrol	2.0	2009	2017	T334RB
VW	Scirocco	Petrol	2.0	2014	2017	T334RB
VW	Touran	Petrol	2.0	2003	2006	T334RB
VW	Touran	Petrol	2.0	2004	2007	T334RB

VW



EXTREME RACING PERFORMANCE

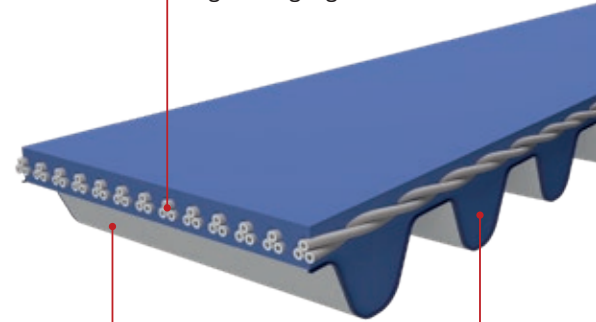
GATES TIMING BELT TECHNOLOGIES ARE AHEAD OF THEIR TIME

We knew that automotive racing enthusiasts and performance vehicles need timing belts that protect your performance vehicle's engine, while also delivering extreme power in high speed applications. So, we compiled a team of automotive experts and product engineers, and spent years working with some of the top automotive manufacturers and racers in the world to create our innovative RPM timing belts. Gates timing belts are constructed with HNBR elastomeric composites and a specially designed tensile cord and tooth jacket for high strength and heat resistance, engineered to hold up to the rigors of high horsepower from the road to the racetrack.

- Superior construction provides up to three times the heat resistance, wear resistance, and performance.
- Belt tooth jacket is reinforced with high-performance nylon material to minimize wear.
- High-strength tensile cords withstand higher horsepower, for timing belts that can hold up with interference engines.
- Specially formulated HSN rubber compound to improve strength and resist degradation due to contact with engine fluids.



TENSILE CORD: Added strength comes from premium, high-strength glass cords



TOOTH JACKET: Extra wear resistance provided by robust reinforcement nylon fabric, double tooth strength

TOOTH: High saturation HNBR elastomeric composites contribute to the exceptional durability and heat resistance with aramid reinforcement

GATES
AUTOMOTIVE CATALOGUE



FOLLOW GATES AUTO



GATESAUTOCAT.COM



SHARE
THIS DOCUMENT